

[USER GUIDE TO FILL THE ONLINE APPLICATION FORM FOR AP ICET- 2022](#)

The candidates are required to be ready with the **following mandatory / optional details** to fill in the appropriate fields before filling the Online Application Form:

The Mandatory / Optional details are as follows:

S.NO	Details Required	Documents to be Referred
	Credit card or Debit card details (If payment is being made through Credit card / Debit card/Net Banking)	Credit Card / Debit Card/Net Banking Account User ID and its password
2	Qualifying Examination appeared or passed Hall ticket Number of the Qualifying Examination	Marks's memos / Hall Ticket Number of Degree / Intermediate / 10 th
3	Did you study Mathematics as one of the Subject at Inter or Degree level?	Marks's memos of degree / Intermediate (10 +2)
4	Date of Birth, Birth District, Birth State	10 th or Equivalent Certificate
5	Hall Ticket Number of SSC or Equivalent examination certificate	10 th or Equivalent Certificate
6	Local Status (OU/AU/SVU/ Non-local)	Certificate issued by the Competent Authority
7	Income of Parents	Certificate issued by the MRO/ Competent Authority through
8	STUDY DETAILS	Study certificates from Class 6 to 10, +2 / Diploma and Degree
9	Category (SC, ST, BC, etc.) and Application number of the Caste Certificate (in case of	Caste Certificate issued by the MRO/ Competent Authority

	SC/ST/BC only)	
10	Special Category (NCC, PH, Sports, CAP, Etc.)	The Certificate issued by Competent Authority
11	Aadhaar Card details	12-digit number present in Aadhaar Card issued by UIDAI
12	Passport size photograph	A good quality passport size photograph in .jpg or .jpeg of size less than 50Kb
13	Signature	signature affixed with a black pen on a white paper shall be scanned and saved as .jpg or .jpeg of less than 30Kb

The following system requirements need to be available to comfortably browse APICET-2022 official website <https://cets.apsche.ap.gov.in/ICET>

SYSTEM REQUIREMENTS:

For better viewing of AP ICET-2022 website <https://cets.apsche.ap.gov.in/ICET> and smooth Application submission through ONLINE mode, the candidates are hereby informed to use the following computer system

System Requirements:

Requirements are most desirable:

[Google Chrome Latest Version](#)

[Adobe Acrobat Reader Latest Version](#)

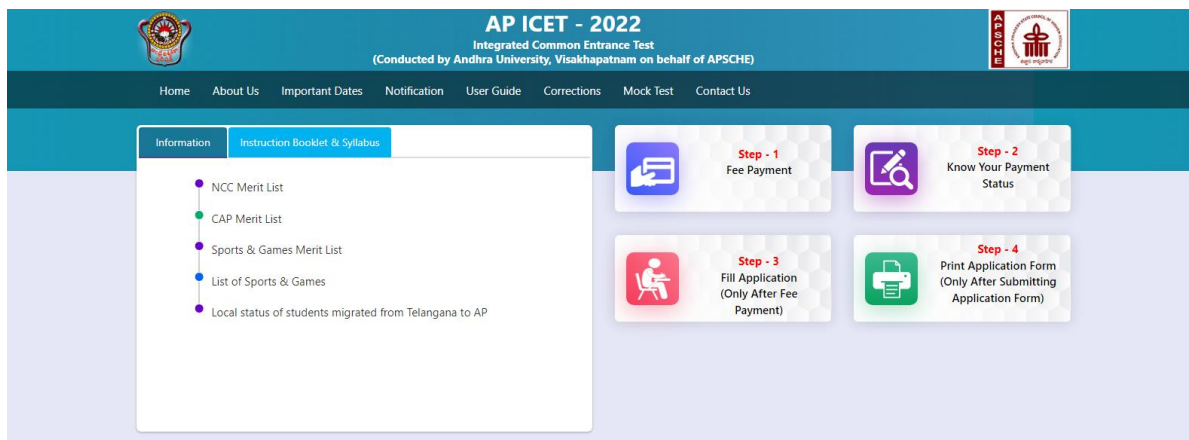
[Disable the pop-up blocks and uninstall all the Script blockers.](#)

AP ICET 2022 - FEE PAYMENT AND ONLINE APPLICATION FORM FILLING FLOWCHART

VISIT <https://cets.apsche.ap.gov.in/ICET> & Click “**APPLY ONLINE**”

Stage 1: On your Internet Browser, type the website address

<https://cets.apsche.ap.gov.in/ICET> and press **Enter**. The following screen is displayed on the computer screen.



There are 4 **Steps** in filling the AP ICET 2022 online application.

Step-1: Fee Payment: Candidate can make Online Fee Payment through this option.

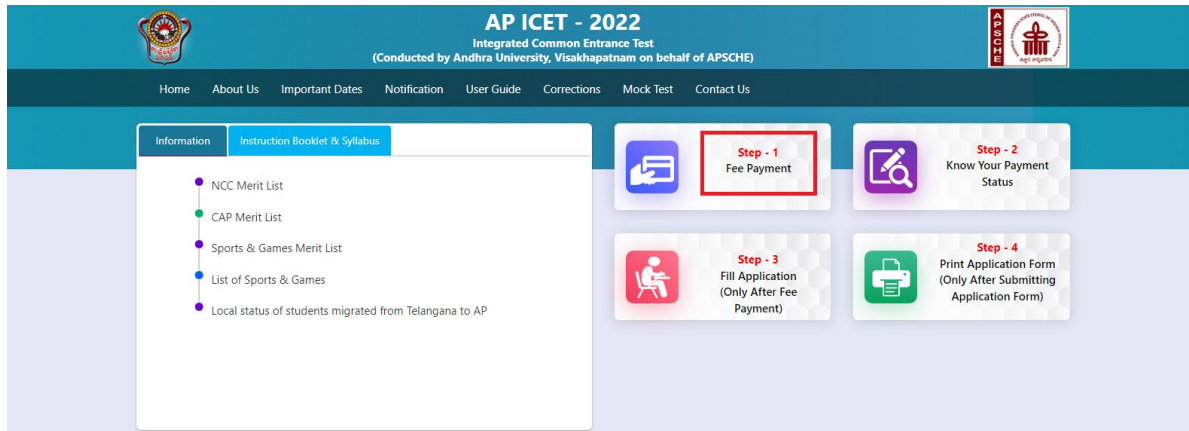
Step-2: Know your Payment Status: Candidate can check Success/Failure status of Fee Payment

Step-3: Fill Application (Only after Fee Payment): After fee payment by Debit/Credit/Net Banking modes, candidate should fill in the Application through this option.

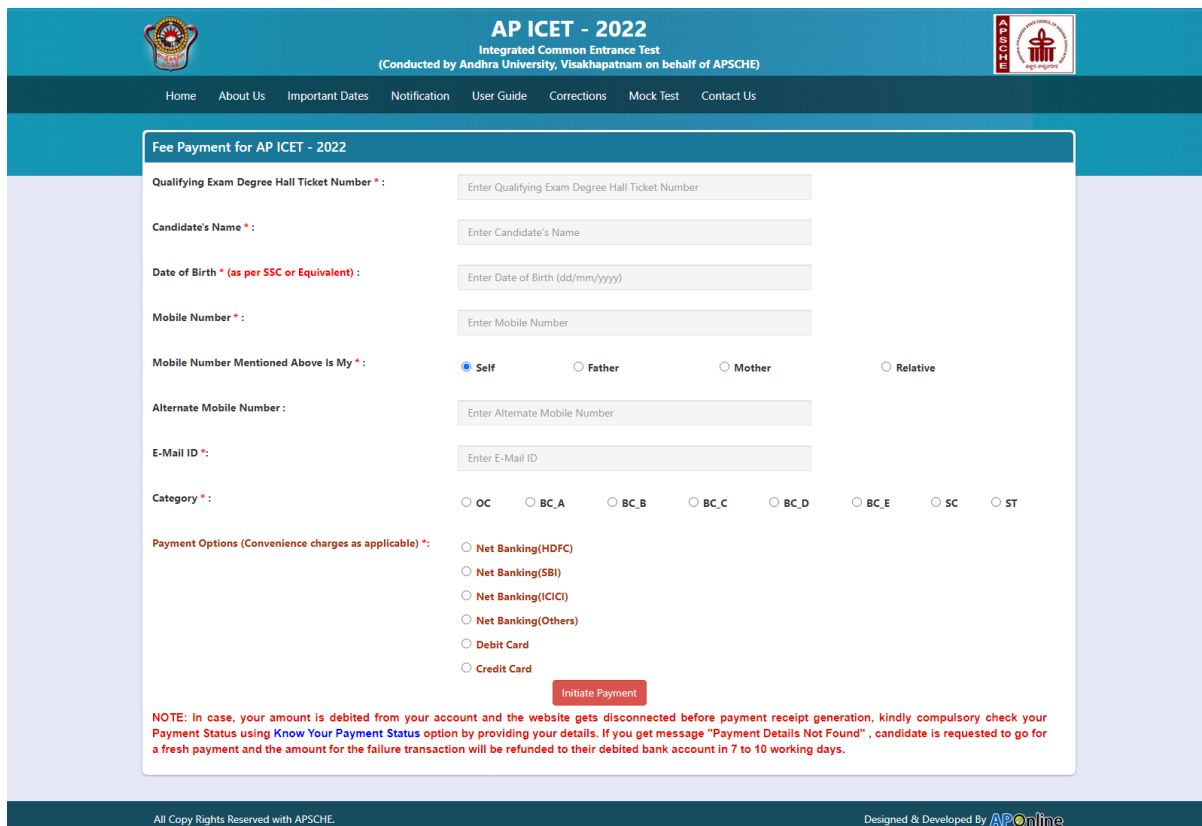
Step-4: Print Application Form (Only after Submitting Application Form): After application form submission, candidate can print the submitted form.

Step 1: Fee Payment

Select **Fee Payment Tab** from AP ICET-2022 home page as shown in the screen below.



After clicking on **Fee Payment** Tab, a fee payment webpage will be displayed as shown in the screen below.



Fee Payment for AP ICET - 2022

Qualifying Exam Degree Hall Ticket Number * :

Candidate's Name * :

Date of Birth * (as per SSC or Equivalent) :

Mobile Number * :

Mobile Number Mentioned Above Is My * : Self Father Mother Relative

Alternate Mobile Number :

E-Mail ID * :

Category * : OC BC_A BC_B BC_C BC_D BC_E SC ST

Payment Options (Convenience charges as applicable) * : Net Banking(HDFC) Net Banking(SBI) Net Banking(ICICI) Net Banking(Others) Debit Card Credit Card

NOTE: In case, your amount is debited from your account and the website gets disconnected before payment receipt generation, kindly compulsory check your Payment Status using **Know Your Payment Status** option by providing your details. If you get message "Payment Details Not Found", candidate is requested to go for a fresh payment and the amount for the failure transaction will be refunded to their debited bank account in 7 to 10 working days.

All Copy Rights Reserved with APSCH. Designed & Developed By **APOnline**

Fill in **ALL** the mandatory details given in the web page. The details are **Qualifying Examination Hall Ticket No., Candidate's Name, Date of Birth, Mobile Number, Mobile No Mentioned above belongs to Self or Father or Mother or Relative Alternate Mobile Number, E-Mail ID and Fee Amount (FROZEN)** (will be populated automatically on selecting the category and payment mode) as shown in the screen below.

AP ICET - 2022
Integrated Common Entrance Test
(Conducted by Andhra University, Visakhapatnam on behalf of APSCH)

Home About Us Important Dates Notification User Guide Corrections Mock Test Contact Us

Fee Payment for AP ICET - 2022

Qualifying Exam Degree Hall Ticket Number * : 1234567890

Candidate's Name * : Vignesh Kumar

Date of Birth * (as per SSC or Equivalent) : 01/01/2000

Mobile Number * : 9330093300

Mobile Number Mentioned Above Is My * : Self Father Mother Relative

Alternate Mobile Number : Enter Alternate Mobile Number

E-Mail ID * : vignesh@yahoo.com

Category * : OC BC_A BC_B BC_C BC_D BC_E SC ST

Payment Options (Convenience charges as applicable) * : Net Banking(HDFC) Net Banking(SBI) Net Banking(ICICI) Net Banking(Others) Debit Card Credit Card

Fee Amount : Rs. 600.00/-

Initiate Payment

NOTE: In case, your amount is debited from your account and the website gets disconnected before payment receipt generation, kindly compulsory check your Payment Status using **Know Your Payment Status** option by providing your details. If you get message "Payment Details Not Found", candidate is requested to go for a fresh payment and the amount for the failure transaction will be refunded to their debited bank account in 7 to 10 working days.

All Copy Rights Reserved with APSCH. Designed & Developed By **APOnline**

AP ICET Application Form 2022 Fee:

OC	BC	SC/ST
Rs 650	Rs 600	Rs 550

After filling the mandatory details click on **Initiate Payment** button, the control will lead you to the PAYMENT GATEWAY where you can select the mode of payment credit card or debit card or net banking as shown in the screen below.

Note: The candidate can use VISA or MASTERCARD or MAESTRO type Debit card/Credit card/Net Banking issued by any Bank.

After the relevant **Payment Mode** radio button is selected by the candidate, click on the button **“Make Payment”** and the control will automatically take you to the **BANK PAYMENT GATEWAY** screen.

(NOTE: During the Payment processes, **DO NOT** double click on buttons or click on Back / Refresh buttons or **DONOT** close the Browser web page abruptly; instead maintain patience as prompted on the screen).

Clicking on **Debit Card** button, the following page will be displayed, fill in all the debit card details and click on **Make Payment** button as shown in the screen below.

The screenshot shows a payment gateway interface for a debit card payment. At the top, the order number is EBS1205CDD7DFC79 and the total amount is INR 609.44. The interface includes a 'Test Mode' indicator, 'SAVED CARDS' and 'NEW CARD' buttons, and a 'CUSTOMER CONTACT DETAILS' section with fields for Email ID (vignesh@yahoo.com) and Mobile No. (9330993300). The 'PAYMENT SUMMARY' section shows a total of INR 609.44. The card details section includes a masked card number (XXXXXX), a VISA logo, an expiry date of 09 / 23, and a masked name (XXXX). A 'Make Payment' button and a 'Go Back' button are present. The interface also features logos for VISA, MasterCard, Discover, and Debit Card, along with PCI and ISO 27001 certification logos. The footer includes the EBS and Ingenico Group logos and a security notice: 'This is a secure payment gateway using 256-bit SSL encryption. Powered by EBS in - Payment Service Provider Part of Ingenico Payment Services.'

The confirmation of successful payment of Registration Fee is shown with the **“Transaction is successful”** message along with Payment ID.

AP ICET - 2022
Integrated Common Entrance Test
(Conducted by Andhra University, Visakhapatnam on behalf of APSICHE)

Home About Us Important Dates Notification User Guide Corrections Mock Test Contact Us

Payment Success for AP ICET - 2022

Your Payment done Successfully

Payment ID	:	P52100003743
Candidate's Name	:	VIGNESH KUMAR
Qualifying Examination Hall Ticket No	:	1234567890
Payment Reference Number	:	EBS1205CDD7DFC79
Mobile Number	:	9330093300
Total Amount	:	609.44

Note : Please note the above mentioned Payment ID for all your future correspondence

[Proceed to Fill Application](#)

All Copy Rights Reserved with APSICHE. Designed & Developed by APOnline

Note: Preserve Payment reference ID (after payment) for future correspondence.

Candidate has two options either to proceed to fill in the application immediately or at a later date [**** Refer to last dates**]. Click on **“Proceed to Fill Application”** to fill the application immediately and you will be taken to the Application screen as described in step 3. If you choose another day to fill the application, simply close the window and in such case you need to start from step3.

In a rare case, if the amount is deducted from your account and message of **“Transaction is successful”** or the payment ID is not displayed, wait for few hours and check your payment status as described in step 2.

Otherwise pay the registration fee again as in step 1. The amount deducted from your account made in the first attempt will be refunded or rolled back into your account.

Step 2: Know Your Payment Status

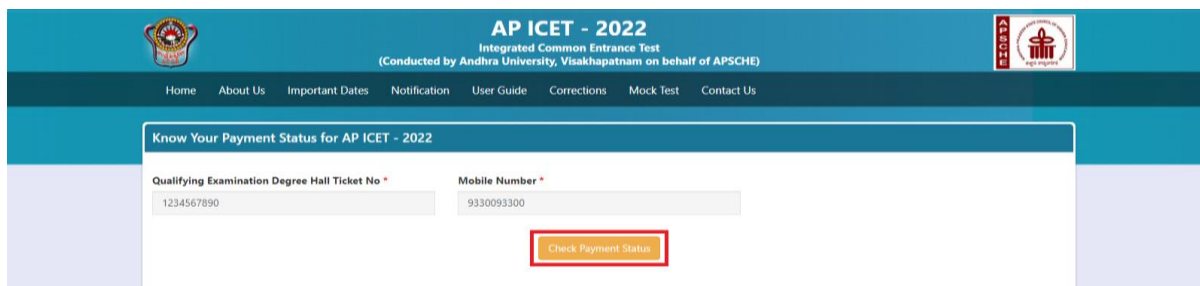
The candidate can also check the status of payment made through this option.

Click on **Know Your Payment Status** tab from AP ICET-2022 home page for checking the status of the payment as shown in the below screen.

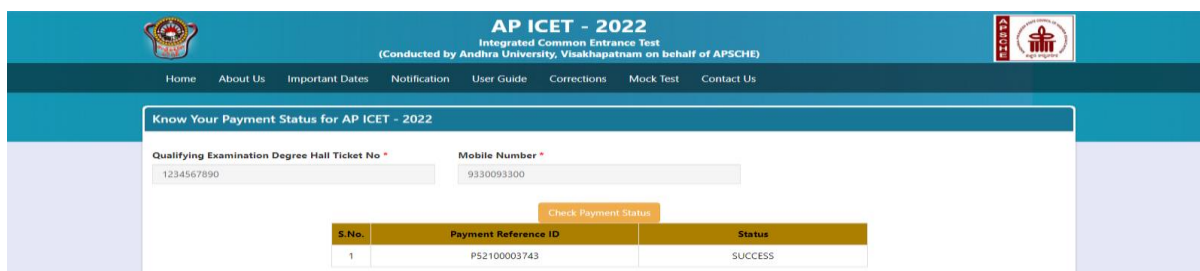


After clicking on **Know Your Payment Status** Tab, the following page will be displayed.

Furnish the same hall ticket number and mobile number as given in step 1 and click on **Check Payment Status** button as shown in the screen below.



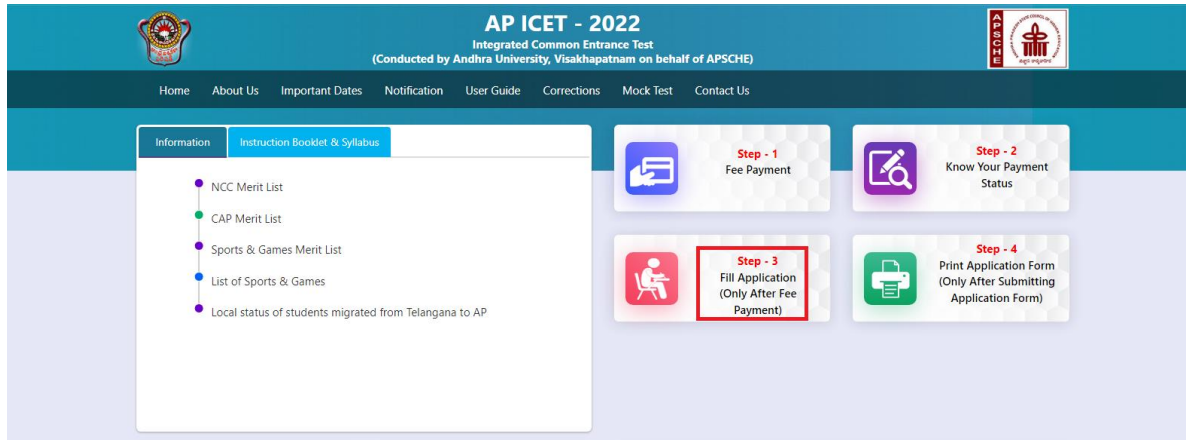
After clicking on **Check Payment Status** button, the following success/Failure page will be displayed as shown in the screen below.



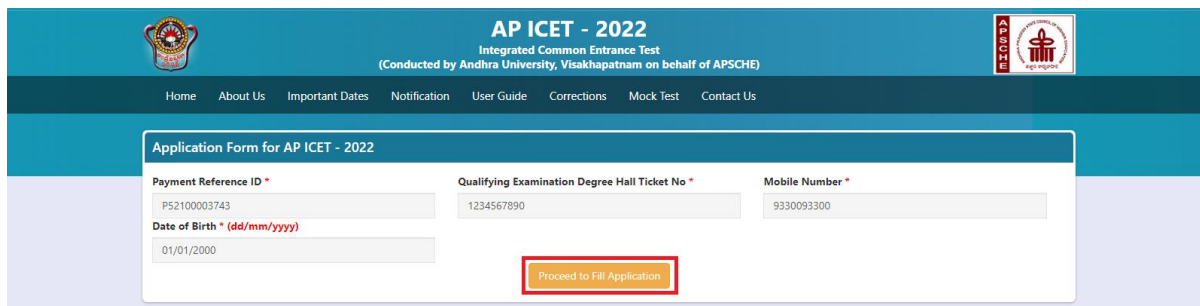
Step 3: Fill Application (Only After Fee Payment)

Candidate can start filling the application by selecting the tab “Fill Application (only after fee payment)”

Click on Fill Application from the home page of AP ICET-2022 as shown in the screen below.



After clicking Fill Application Form tab, a webpage will be opened fill the required details and click on Proceed to Fill Application as shown in the screen below.



In the application form, the fields marked with ‘*’ symbol are MANDATORY which cannot be left blank without providing information. The details provided during the Registration Fee payment are frozen and cannot be edited.



Application Form for AP ICET - 2022

Payment Reference ID * P52100003743	Qualifying Examination Degree Hall Ticket No * 1234567890	Mobile Number * 9330093300
Date of Birth * (dd/mm/yyyy) 01/01/2000		

Candidate Details

Candidate's Name *(as per SSC or Equivalent Records) VIGNESH KUMAR	Father's Name *(as per SSC or Equivalent Records) ENTER FATHER'S NAME	Mother's Name *(as per SSC or Equivalent Records) ENTER MOTHER'S NAME
Date of Birth * (dd/mm/yyyy) 01/01/2000	Gender * <input type="radio"/> Male <input type="radio"/> Female <input type="radio"/> Transgender	Aadhaar Card Number * Enter Aadhaar Card Number
		Ration Card Number Enter Ration Card Number

Annual Income of the Parents (Rs.) *

Below One Lakh Above one Lakh and Below Two Lakhs Above Two Lakhs and below Eight Lakhs Above Eight Lakhs

Income Certificate Number
Enter Income Certificate Number

Category *

BC, D **Caste Certificate Number**
Enter Caste Certificate Number i

EWS(Economically Weaker Section) Eligibility *

EWS Eligibility * Yes No

Special Reservation Category

- National Cadet Corps (NCC)
 Children of Armed Personnel (CAP)
 Sports & Games

PH (Physically Handicapped)

- VH (Visually Handicapped)
 HI (Hearing Impaired)
 OH (Orthopedically Handicapped)

Minority / Non-Minority *

- Non-Minority Minority

Candidate Bank Details

Name as in Bank Account Enter Name as in Bank Account	Account Number Enter Account Number	IFSC Code Enter IFSC Code
---	---	-------------------------------------

Present Address

House No. (or) C/O * Enter Present House No.(or) C/O	Village / Street / Locality * Enter Present Village / Street / Locality	Mandal / Town / City * Enter Present Mandal / Town / City
District * --Select--	State * --Select--	Pin Code * Enter Present Pin Code

Mobile Number * 9330093300	Alternate Mobile Number Enter Alternate Mobile Number	Telephone Number (Landline) Enter TelePhone Number (Landline)
E-Mail Id * vignesh@yahoo.com		

Permanent Address Permanent Address Same as Present Address

House No. (or) C/O * Enter Permanent House No.(or) C/O	Village / Street / Locality * Enter Permanent Village / Street / Locality	Mandal / Town / City * Enter Permanent Mandal / Town / City
District * --Select--	State * --Select--	Pin Code * Enter Permanent Pin Code

Qualifying Examination Degree

Type of the Exam * <input type="radio"/> BCA <input type="radio"/> B.Sc. (CSE or IT) <input type="radio"/> BE / B.TECH / BPHARMACY <input type="radio"/> BE / B.TECH (Lateral Entry) <input type="radio"/> ANY BACHELOR DEGREE OF 3 / 4 / 5 YEARS DURATION Do you have Maths subject at Inter or Degree level * <input type="radio"/> YES <input checked="" type="radio"/> NO	Major Group Subjects of the Qualifying Exam * Enter Major Group Subject-1 Enter Major Group Subject-2 Enter Major Group Subject-3 Hall Ticket No of the Qualifying Degree Examination * 1234567890 Year of App. / Passing the Qualifying Degree Exam * --Select-- Medium of Instruction at Qualifying Exam * <input checked="" type="radio"/> English <input type="radio"/> Telugu <input type="radio"/> Urdu <input type="radio"/> Others
---	---

SSC or Equivalent (10th Class) *

<input checked="" type="radio"/> Urban	SSC Hall Ticket No * Enter SSC Hall Ticket No	Month of Passing * --Select--	Year of Passing * --Select--
<input type="radio"/> Rural			

Intermediate or Equivalent (10+2) *

<input checked="" type="radio"/> Urban	Intermediate Hall Ticket No * Enter Intermediate Hall Ticket No	Month of Passing * --Select--	Year of Passing * --Select--
<input type="radio"/> Rural			

Place of Study

(Year of pass shall be equal or greater than year of first appearance)

Class 9	Place / Village *	School Name / Institute Name *	Year Of Pass *	Year Of First Appearance *
--Select--	Enter Place / Village	Enter School Name / Institute Name	--Select--	--Select--
Class 10	Place / Village *	School Name / Institute Name *	Year Of Pass *	Year Of First Appearance *
--Select--	Enter Place / Village	Enter School Name / Institute Name	--Select--	--Select--
Inter 1st year	Place / Village *	School Name / Institute Name *	Year Of Pass *	Year Of First Appearance *
--Select--	Enter Place / Village	Enter School Name / Institute Name	--Select--	--Select--
Inter 2nd year	Place / Village *	School Name / Institute Name *	Year Of Pass *	Year Of First Appearance *
--Select--	Enter Place / Village	Enter School Name / Institute Name	--Select--	--Select--
Degree 1st year	Place / Village *	School Name / Institute Name *	Year Of Pass *	Year Of First Appearance *
--Select--	Enter Place / Village	Enter School Name / Institute Name	--Select--	--Select--
Degree 2nd year	Place / Village *	School Name / Institute Name *	Year Of Pass *	Year Of First Appearance *
--Select--	Enter Place / Village	Enter School Name / Institute Name	--Select--	--Select--
Degree 3rd year	Place / Village *	School Name / Institute Name *	Year Of Pass *	Year Of First Appearance *
--Select--	Enter Place / Village	Enter School Name / Institute Name	--Select--	--Select--

Local Area *

For local status of students migrated from Telangana to AP, refer home page

Details of Common Entrance Test

Test Centre Preferences

Primary District * --Select--	Preference 1 * --Select--	Preference 2 * --Select--	Preference 3 * --Select--
Secondary District * --Select--	Preference 1 * --Select--	Preference 2 * --Select--	Preference 3 * --Select--

Photo & Signature *



Photo (<50kb jpg, jpeg)
[Choose File] No file chosen

[Handwritten Signature]

Signature (<30kb jpg, jpeg)
[Choose File] No file chosen

I have carefully gone through the instruction Booklet and I am conversant with the instructions. I shall abide by the eligibility conditions and other regulations to be satisfied for appearing at the entrance test and admission into any course prescribed. Further, I assure that, I will not involve in any malpractice or illegal activities in the entrance test. In case, I have furnished any false information or involved in any malpractice or illegal activities, I am liable for punishment as per the existing law. I am responsible for the correctness of the above details filled in by me and the CONVENER, AP ICET - 2022 is not responsible in any way. Mere appearing for the entrance examination does not confer any right for me to take admission.

Save Preview / Submit

SAVE : Will record the partially filled details in the Database. The same can be retrieved at your convenience and you can continue to fill the rest and submit the form.

PREVIEW / SUBMIT : You will have a chance to preview your application and then finally confirm your application by clicking on Confirm button.

Candidate need to fill in the following details in the application form:

1. Candidate Details:

The screenshot shows a form titled "Candidate Details" with the following fields:

Candidate's Name *(as per SSC or Equivalent Records)	Father's Name *(as per SSC or Equivalent Records)	Mother's Name *(as per SSC or Equivalent Records)
VIGNESH KUMAR	KRISHNA KUMAR	RADHA
Date of Birth *(dd/mm/yyyy)	Gender *	Aadhaar Card Number *
01/01/2000	<input checked="" type="radio"/> Male <input type="radio"/> Female <input type="radio"/> Transgender	3300XXXX05
		Ration Card Number
		Enter Ration Card Number

Candidate Name: Name of candidate as entered in fee payment screen will be displayed here and cannot be modified or edited.

Father's Name: The candidate has to enter his / her father's name as per 10th class records in the space provided in CAPITAL LETTERS.

Mother's Name: The candidate has to enter his / her mother's name as per 10th class records in the space provided in CAPITAL LETTERS.

Date of Birth: Date of Birth as entered in fee payment screen will be displayed here and cannot be modified or edited.

Gender: Select your Gender among the three options given.

Aadhaar Card Number/Enrollment No.: Enter your Aadhar Card number if not available, enter the Aadhaar Enrolment number.

Ration Card Number: Enter the Ration card number of your family.

Annual Income of the Parents (in Rs.): Select any one of the four options provided as given below regarding the "Annual Income of the Parents (Rs.):" A valid income certificate issued by competent authority through MeeSeva and its number shall be entered.

Note: Annual Income of the Parents will be auto populated on entering Income Certificate Number. Select **Yes** or **No** to confirm the details populated by the application system as shown in the screen below.

Annual Income of the Parents (Rs.)

Below One Lakh Above one Lakh and Below Two Lakhs Above Two Lakhs and below Eight Lakhs Above Eight Lakhs

Income Certificate Number
IC01XXXXXXXX

Income Certificate Details	
Candidate Name	: VXXXXXXXXXXXXXXXXXANA
Father Name / Husband Name	: VXXXXXXXXXXXXXXXXXANA
Valid Date	: 13/10/2025
Total Income (Rs.)	: 90000.00
Confirm Your Income Certificate Details	: <input checked="" type="radio"/> Yes <input type="radio"/> No

If the candidate's **Annual Income of the Parents** are not auto populated on entering **Income Certificate Number**, candidate should enter the **Income Certificate Number** manually.

Caste Category: Click on the relevant option of your caste category as per the Caste certificate. Enter the caste certificate number issued by the competent authority in case your caste category is other than OC.

Note: Caste Certificate Details will be auto populated on entering Caste Certificate Number.

Select **Yes** or **No** to confirm the details populated by the application system as shown in the screen below.

Category

BC, D

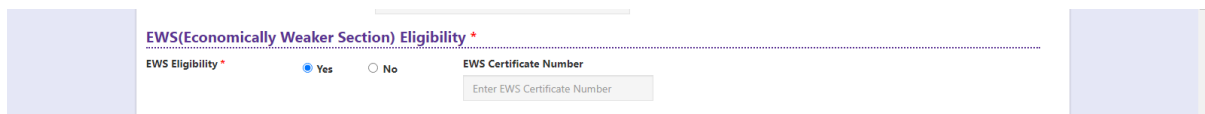
Caste Certificate Number ⓘ
CGC01214XXXXXXXX

Caste Certificate Details	
Candidate Name	: XXXXXXXXXXXXXXXXXXXXANA
Father Name	: XXXXXXXXXXXXXXXXXXXXANA
Category	: VADABALLJA (BCA)
Confirm Your Caste Certificate Details	: <input checked="" type="radio"/> Yes <input type="radio"/> No

Select **Yes** or **No** to confirm the details populated by the application system as shown in the screen above.

If the candidate's **Caste Certificate Details** are not auto populated on entering **Caste Certificate Number**, candidate should enter the **Caste Certificate Number** manually.

Eligible for EWS (Economically Weaker Sections): Click on Yes if you are eligible for EWS and have a valid EWS certificate issued by Tahsildar and it is latest by 2022. After clicking on 'Yes' you have to enter the EWS certificate number manually and this will be verified at Helpline Centre.



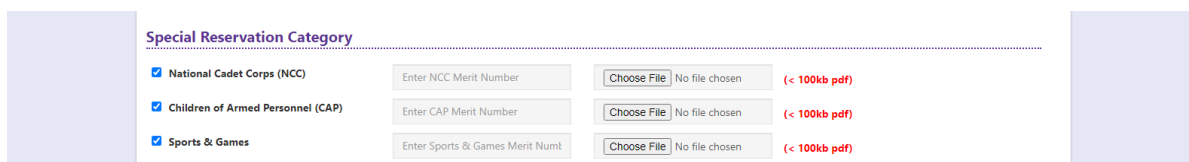
The screenshot shows a form section titled "EWS(Economically Weaker Section) Eligibility *". It contains two radio buttons: "Yes" (selected) and "No". To the right, there is a label "EWS Certificate Number" and a text input field with the placeholder text "Enter EWS Certificate Number".

Special Reservation Category: Reservations are provided for candidates with NCC, CAP, and Sports & Games categories also. Select the applicable categories for which supportive certificates are available and should be up as shown in the screen below.

National Cadet Corps (NCC): Enter NCC Merit Number and upload certificate in .PDF file format

Children of Armed Personnel (CAP): Enter CAP Merit Number and upload certificate in .PDF file format

Sports & Games: Enter Sports & Games Merit Number and upload certificate in .PDF file format



The screenshot shows a form section titled "Special Reservation Category". It has three rows, each with a checked checkbox and a corresponding input field and file upload button. The first row is for "National Cadet Corps (NCC)", the second for "Children of Armed Personnel (CAP)", and the third for "Sports & Games". Each row includes a text input field for the merit number and a "Choose File" button with the text "No file chosen" and a file size limit of "< 100kb pdf".

Physically Handicapped: In case of PH, the medical board certificate issued through SADAREM shall be entered.

Note: If the candidate is Physically Handicapped, select the type of disability [Visually impaired (VH) Hearing Impaired (HI), Physically/orthopedically disabled (OH)] check box and enter Sadarem Number.

PH (Physically Handicapped)

VH (Visually Handicapped)
 HI (Hearing Impaired)
 OH (Orthopedically Handicapped)

Do You Require Scribe?

Yes
 No

Sadarem Number (17 Digits) *

07110450XXXXXXX

Sadarem Certificate Details will be auto populated on entering **Sadarem Number**. Select **Yes** or **No** to confirm the details populated by the application system as shown in the screen below.

Sadarem Certificate Details *		
Candidate Name	:	XXXXXXXXXXXXXXXXXXXX
PH Category	:	XXXXXXXXXXXXXXXXXXXX
Percentage	:	53.0
Confirm Your Sadarem Details	:	<input checked="" type="radio"/> Yes <input type="radio"/> No

If the candidate's **Sadarem Certificate Details** are not auto populated on entering **Sadarem Number**, candidate should enter the **Sadarem Number** manually.

Minority/ Non-Minority: If the candidate belongs to any of the minority communities such as Muslim, Christian, Buddhist, Sikh, Jain, Zoroastrian or other minority, click on Minority button and select the applicable minority. Otherwise, if the candidate does not belong to a Minority community, then the non-Minority option has to be clicked.

Minority / Non-Minority *

Non-Minority
 Minority

Minority *

Muslim
 Christian
 Buddhist
 Sikh
 Jain
 Zoroastrian
 Other Minority

2. Address:

Candidate should enter his/her Present/Permanent address with the following fields House No or C/O, Village/Street/Locality, Mandal/Town/City, District, State, Pin code, Mobile No & Email ID as shown in the screen below.

The screenshot displays a web form for entering address information. It is divided into two main sections: 'Present Address' and 'Permanent Address'. The 'Present Address' section includes fields for House No. (or) C/O, District, Mobile Number, E-Mail id, Village / Street / Locality, State, Alternate Mobile Number, Mandal / Town / City, and Pin Code. The 'Permanent Address' section includes fields for House No. (or) C/O, District, Village / Street / Locality, State, Mandal / Town / City, and Pin Code. A checkbox labeled 'Permanent Address Same as Present Address' is checked. The form is set against a light blue background.

Present Address		
House No. (or) C/O *	Village / Street / Locality *	Mandal / Town / City *
12/B-A	Allavaram	Amalapuram
District *	State *	Pin Code *
Konaseema	ANDHRA PRADESH	578658
Mobile Number *	Alternate Mobile Number	Telephone Number (Landline)
9330093300	Enter Alternate Mobile Number	Enter TelePhone Number (Landline)
E-Mail id *		
vignesh@yahoo.com		

Permanent Address		
House No. (or) C/O *	Village / Street / Locality *	Mandal / Town / City *
12/B-A	Allavaram	Amalapuram
District *	State *	Pin Code *
Konaseema	ANDHRA PRADESH	578658

House No. (Or) C/O: Candidate should enter his/her House Number.

Village/Street /Locality: Candidate should enter his/her Street Number or Locality Number or Village Name.

Mandal/Town/City: Candidate should enter his/her Mandal Name or Town Name or City Name.

District: Candidate should enter his / her District Name.

State: Candidate should enter his/her State Name.

Pin Code: Candidate should enter his/her State Pin Code Number.

Mobile Number & Email ID: (Mobile No & Email ID will be auto populated which was furnished at the time of Fee Payment I.e., in Step 1).

Alternate Mobile Number, Telephone Number (Landline): Candidate can enter another contact number or Land Line Number which will be used to contact in case of Primary Mobile Number is not reachable.

Note: Select **Permanent Address** check box if the present address is your **Permanent Address**

3. Qualifying Examination:

MBA - Degree of 3 years duration from any recognized University or its equivalent with Mathematics as one of the subjects at 10th class level.

MCA - Degree of 3 years duration from any recognized University or its equivalent with “Mathematics” as one of the subjects **at Intermediate or Degree level.**

Candidate with aggregate marks of 50% (45% in case of reserved categories) are eligible to take admission through ICET as per the latest AICTE Approval Process Handbook 2022.

Candidates shall fulfill the eligibility criteria laid down in relevant Government Orders in vogue at the time of admissions.

The candidates who are appearing for the final year degree examination shall also be eligible to appear for APICET-2022.

Select the appropriate type of qualifying examination and also enter the names of the major group subjects (other than language subjects). Also mention whether you have passed in Mathematics at Degree or Intermediate (10 + 2) level by selecting yes or no buttons.

Enter the hall ticket number of the qualifying examination (Degree) and the year of passing the qualifying examination / appearing for the final year of qualifying examination.

Medium of Instruction at Qualifying Exam: Enter the medium of instruction at the Qualifying examination.

Mathematics at Inter or Degree level: Also mention whether you have passed in Mathematics at Degree or Intermediate (10 + 2) level by selecting **yes** or **no** buttons.

Qualifying Examination Degree

Type of the Exam *

BCA
 B.Sc. (CSE or IT)
 BE / B.TECH / BPHARMACY
 BE / B.TECH (Lateral Entry)
 ANY BACHELOR DEGREE OF 3 / 4 / 5 YEARS DURATION

Do you have Maths subject at Inter or Degree level *

YES NO

Major Group Subjects of the Qualifying Exam *

Hall Ticket No of the Qualifying Degree Examination *

Year of App. / Passing the Qualifying Degree Exam *

Medium of Instruction at Qualifying Exam *

English Telugu Urdu Others

SSC or Equivalent (10th Class) *

Urban Rural

SSC Hall Ticket No *

Month of Passing *

Year of Passing *

Intermediate or Equivalent (10+2) *

Urban Rural

Intermediate Hall Ticket No *

Month of Passing *

Year of Passing *

SSC or Equivalent (10th Class): Candidate should select Urban or Rural location where he pursued his 10th class study, Enter the SSC (10th class) or Equivalent Hall Ticket No., Month of Passing and Year of Passing.

On entering SSC Hall Ticket No, Month of Passing & Year of passing, Candidate details will be populated if the candidates' details are available in database as shown in the screen below

Candidate should enter SSC/Equivalent details manually If the candidates' details are not auto populated.

SSC or Equivalent (10th Class) *

Urban Rural

SSC Hall Ticket No *

Month of Passing *

Year of Passing *

SSC Education Details *

Candidate Name : XXXXXXXXXXXXXXXX

Father Name : MUXXXXXXXXXXXXX

Date of Birth : 14/03/1999

School Name : RAJU HIGH SCHOOL(EM & TM), RAYACHOTI

District : Y.S.R

Confirm Your SSC Education Details : Yes No

Intermediate or Equivalent (10+2): Candidate should select Urban or Rural location where he pursued his 10+2 classes of study Enter the Intermediate / 10+2 or Equivalent Hall Ticket No., Month of Passing and Year of Passing.

Places of Study: The candidate has to select the district name from the drop-down values related to his study for each of Class-6 to Degree

However, if a candidate has studied in a state other than Andhra Pradesh or Telangana, then select OTHER STATE. If studied outside India, select OTHER COUNTRY.

Local Area: Local Area: Based on the places of study during the preceding 7 years of the qualifying examination, local area is decided.


8

On entering the candidate's places of study, local area of the candidate is auto populated by the application system i.e., AU, SVU, OU or NL. However, these credentials will be verified based on the certificates produced at the time of admission.

Place of Study					(Year of pass shall be equal or greater than year of first appearance)						
Class 9	Konaseema	ALLAVARAM	VANI HIGH SCHOOL	2015	2015	Class 10	Konaseema	ALLAVARAM	VANI HIGH SCHOOL	2016	2016
Inter 1st year/Equivalent	Konaseema	AMALAPURAM	GOVT JUNIOR COLLEGE	2017	2017	Inter 2nd year/Equivalent	Konaseema	AMALAPURAM	GOVT JUNIOR COLLEGE	2018	2018
Degree 1st year	Konaseema	AMALAPURAM	GOVT DEGREE COLLEGE	2019	2019	Degree 2nd year	Konaseema	AMALAPURAM	GOVT DEGREE COLLEGE	2020	2020
Degree 3rd year	Konaseema	AMALAPURAM	GOVT DEGREE COLLEGE	2021	2021						

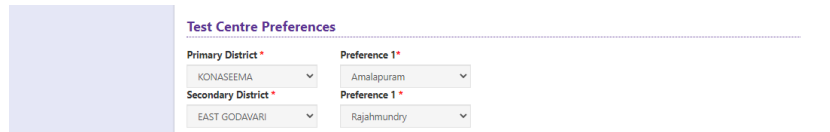
Local Area
 AU
 For local status of students migrated from Telangana to AP, refer home page

4. Details of Common Entrance Test:

Details of Common Entrance Test	Photo & Signature
Test Centre Preferences Primary District * KONASEEMA Secondary District * EAST GODAVARI Preference 1 * Amalapuram Preference 1 * Rajahmundry	Sample Photo  Photo (<50kb jpg, jpeg) Choose File No file chosen Signature (<30kb jpg, jpeg)  Choose File No file chosen

Test Centre Preference:

Select Primary & Secondary Test Center from the drop-down list as shown in the screen below



Test Centre Preferences

Primary District *
KONASEEMA

Secondary District *
EAST GODAVARI

Preference 1*
Amalapuram

Preference 1*
Rajahmundry

Candidates are given option to choose two preferences of centers of their choice from the above list. However, Convener reserves the right to allot candidates to any other center(s) in unavoidable circumstances.

However, Convener reserves the right to allot candidates to any other centre(s) in unavoidable circumstances.

Photo and Signature:

DON'T FORGET to upload your Photograph & Signature. A good quality passport size photograph in **.jpg or .jpeg** of **less than 50Kb** and signature signed with a black pen on a white paper shall be scanned and saved as **.jpg or .jpeg** of **less than 30Kb** shall be uploaded by clicking on browse button under the photograph and signature panels and selecting the files already kept ready.



Photo & Signature *

Sample Photo

Photo (<50kb jpg, jpeg)

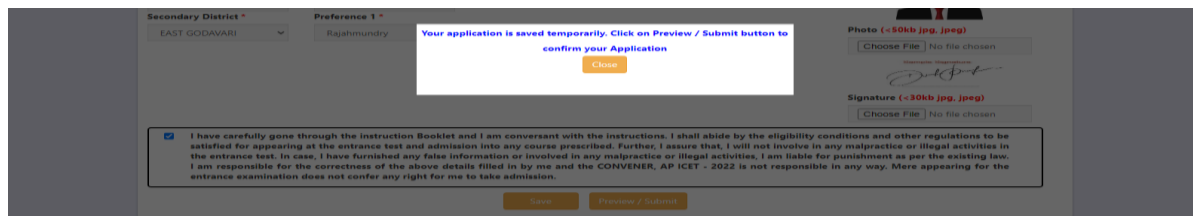
Choose File No file chosen

Signature (<30kb jpg, jpeg)

Choose File No file chosen

Save and Preview/Submit

After furnishing ALL the required data and correct particulars, read the declaration at the end of the page and select the check box if you are done with Online Application Form filling. Then, click on save to save the data as shown in the screen below.



Secondary District * EAST GODAVARI

Preference 1* Rajahmundry

Your application is saved temporarily. Click on Preview / Submit button to confirm your Application

Close

Photo (<50kb jpg, jpeg)

Choose File No file chosen

Signature (<30kb jpg, jpeg)

Choose File No file chosen

I have carefully gone through the instruction Booklet and I am conversant with the instructions. I shall abide by the eligibility conditions and other regulations to be satisfied for appearing at the entrance test and admission into any course prescribed. Further, I assure that, I will not involve in any malpractice or illegal activities in the entrance test. In case, I have furnished any false information or involved in any malpractice or illegal activities, I am liable for punishment as per the existing law. I am responsible for the correctness of the above details filled in by me and the CONVENER, AP ICET - 2022 is not responsible in any way. Mere appearing for the entrance examination does not confer any right for me to take admission.

Save Preview / Submit

If you are sure of the data entered, you can Preview/submit the online application.

I have carefully gone through the instruction Booklet and I am conversant with the instructions. I shall abide by the eligibility conditions and other regulations to be satisfied for appearing at the entrance test and admission into any course prescribed. Further, I assure that, I will not involve in any malpractice or illegal activities in the entrance test. In case, I have furnished any false information or involved in any malpractice or illegal activities, I am liable for punishment as per the existing law. I am responsible for the correctness of the above details filled in by me and the CONVENER, AP ICET - 2022 is not responsible in any way. Mere appearing for the entrance examination does not confer any right for me to take admission.

Save
Preview / Submit

SAVE : Will record the partially filled details in the Database. The same can be retrieved at your convenience and you can continue to fill the rest and submit the form.

PREVIEW / SUBMIT : You will have a chance to preview your application and then finally confirm your application by clicking on Confirm button.

All Copy Rights Reserved with APSICHE.
Designed & Developed By [APOnline](#)

Further, the same will be displayed at the bottom of the page. If all the details are furnished, then the screen will change to the next page after the Submit button is clicked.

Modify and Confirm/Freeze

Once the online application is **Submitted**, two more buttons pop up **MODIFY** and **CONFIRM/FREEZE**.

I have carefully gone through the instruction Booklet and I am conversant with the instructions. I shall abide by the eligibility conditions and other regulations to be satisfied for appearing at the entrance test and admission into any course prescribed. Further, I assure that, I will not involve in any malpractice or illegal activities in the entrance test. In case, I have furnished any false information or involved in any malpractice or illegal activities, I am liable for punishment as per the existing law. I am responsible for the correctness of the above details filled in by me and the CONVENER, AP ICET - 2022 is not responsible in any way. Mere appearing for the entrance examination does not confer any right for me to take admission.

Modify
Confirm / Freeze

Modify : Enables the candidate to re-inspect the entire application to correct any errors or mistakes in his/her application.

Confirm / Freeze : To finally submit the application. The data in the application is frozen and no more editing is allowed.

All Copy Rights Reserved with APSICHE.
Designed & Developed By [APOnline](#)

A click on **Modify** button enables the candidate to re-inspect the entire application to correct any errors or mistakes in the saved application.

After the data is modified and saved, the data need to be confirmed by clicking on **CONFIRM/FREEZE** to finally submit the application. The data in the application is frozen and no more editing is allowed.

Date of Birth * (dd/mm/yyyy)
01/01/2000

Ration Card Number

Annual Income of the Parents (Rs.) *

Your AP ICET - 2022 Application Confirmed Successfully. Please note your Registration number for future correspondence

5210000252

Print Application

Ration Card Number *
711105

“Your application is submitted successfully. Please note your Registration Number for further reference”.

Candidate can take print out of the application by clicking on **Print** button present bottom of the application which is useful for further correspondence. The same should be submitted in the test center. Use the **Registration number** for future reference.

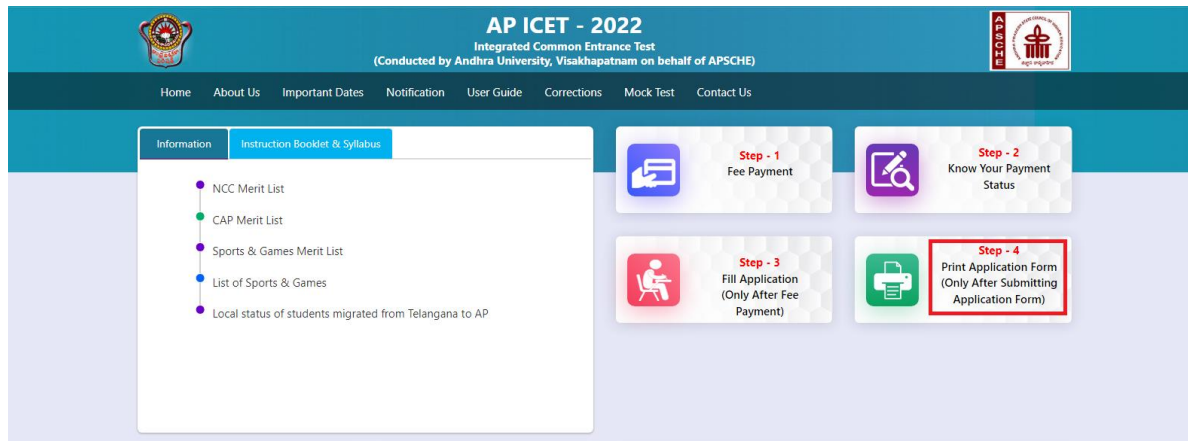
AP ICET - 2022			
Integrated Common Entrance Test			
(Conducted by Andhra University, Visakhapatnam on behalf of APSCE)			
1. (a) Qualifying Degree Examination (b) Qualifying Degree Exam Hall Ticket No # (c) Year of App. Passing the Qualifying Exam (d) Medium of Instruction at Qualifying Exam (e) Place of Study - Intermediate or Equivalent		: ANY BACHELOR DEGREE OF 3/4-5 YEARS DURATION : 1334567890 : 2021 : English : Urban	
2. (a) Candidate's Name # (b) Father's Name # (c) Mother's Name (d) Date of Birth (as per SSC or Equivalent) # (e) Gender		: VIGNESH KUMAR : KRISHNA KUMAR : RADHA : 01.01.2000 : Male	
3. Category 4. Local Area 5. (a) Non-Minority / Minority (b) Minority Category 6. Annual Income of the Parents (Rs.)		: RCU : AU : Non-Minority : N.A. : Below One Lakh	
7. (a) Study Details			
Class 9	Konaseema	Class 10	Konaseema
Inter 1st year Equivalent	Konaseema	Inter 2nd year Equivalent	Konaseema
Degree 1st year	Konaseema	Degree 2nd year	Konaseema
Degree 3rd year	Konaseema		
(b) Place of Study - SSC or Equivalent (c) SSC Hall Ticket Number & Year of Passing (d) Inter Hall Ticket Number & Year of Passing		: Urban : 4235234525, April - 2016 : 63464363, April - 2018 : B-A, ALLAVARAM, AMALAPURAM, Konaseema, ANDHRA PRADESH, 578658	
8. (a) Address for Correspondence			
(b) Contact Telephone Number (Mobile) (d) Aadhar Card number		: 9336093300 (c) E-Mail Id : vignesh@yahoo.com : 31683571105	
9. Test Centre Preferences			
Districts	Preference - 1	Preference - 2	Preference - 3
KONASEEMA	Amalapuram	N.A	N.A
EAST GODAVARI	Rajahmundry	N.A	N.A
10. (a) Fee particulars - Payment through : ONLINE (c) Amount (in Rs.) : 609-44 (b) Payment Reference Id. : P32100603743			
* These Fields CANNOT be edited by candidate, but written request can be made to the CONVENER or Regional Coordinator of AP ICET - 2022 at email to helpdeskapicet2022@gmail.com . Remaining fields can be edited by the candidate during the permitted period. For any details contact at 0891-241188.			
Declaration : 1) I have carefully gone through the instruction booklet and I am conversant with the instructions. I shall abide by the eligibility conditions and other regulations to be satisfied for appearing at the entrance test and admission into any course prescribed. Further, I assure that, I will not involve in any malpractices or illegal activities in the entrance test. In case, I have furnished any false information or involved in any malpractices or illegal activities, I am liable for punishment as per the existing law. 2) I am responsible for the corrections of the above details filling by me and the CONVENER AP ICET-2022 is not responsible in anyway.			
Date : 13-05-2022 11:28 AM			
Affix a recent color photograph (3.5 cmX3.5 cm) and get attested by a Gazetted Officer or the Principal of the College where studied (WALL IN ADVANCE BEFORE EXAMINATION)		SIGNATURE and LEFT HAND THUMB impression of the candidate to be done in the presence of the Investigator on the day of Examination in the Examination Hall	
		SIGNATURE OF THE CANDIDATE in the presence of the Investigator	
		Left Thumb Impression	
Note : 1) ALL the candidates have to submit this form in the Examination Hall to the Investigator. 2) Candidates are not allowed into the Examination Hall even if they are LATE BY A MINUTE. 3) This is computer Generated sheet and does not require the signature of the CONVENER, AP ICET-2022			

Print

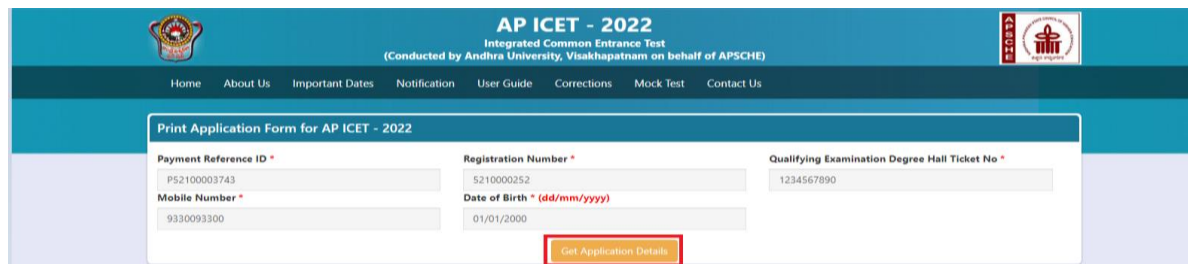
Step 4: Print Application Form (Only after Submitting Application Form)

The candidate can print the submitted application through this option.


Click on Print Application Form tab from AP ICET-2022 Home page, the Print Application Form for AP ICET-2022 page will be displayed as show in the screen below.



After clicking on Print Application Form link from Application tab of AP ICET-2022 Home page, the Print Application Form for AP ICET-2022 page will be displayed then enter all the mandatory details and click on Get Application Details as show in the screen below.




After entering all the mandatory details and clicking on Get Application Details, the print copy of the AP ICET-2022 application will be displayed for printing as show in the screen below.




AP ICET - 2022

Integrated Common Entrance Test
(Conducted by Andhra University, Visakhapatnam on behalf of APSCE)



1. (a) Qualifying Degree Examination : ANY BACHELOR DEGREE OF 3-4-5 YEARS DURATION
 (b) Qualifying Degree Exam Hall Ticket No # : 1234567890
 (c) Year of App. Passing the Qualifying Exam : 2021
 (d) Medium of Instruction at Qualifying Exam : English
 (e) Place of Study - Intermediate or Equivalent : Urban

Present the Registration Number for all future correspondence.
REGISTRATION NO. : 5210000252



2. (a) Candidate's Name # : VIGNESH KUMAR
 (b) Father's Name # : KRISHNA KUMAR
 (c) Mother's Name : RADHA
 (d) Date of Birth (as per SSC or Equivalent) # : 01.01.2000
 (e) Gender : Male

3. Category : BC-D

4. Local Area : AU

5. (a) Non-Minority / Minority : Non-Minority
 (b) Minority Category : N.A.

6. Annual Income of the Parents (Rs.) : Below One Lakh

7. (a) Study Details

Class 9	Konaseema	Class 10	Konaseema
Inter 1st year Equivalent	Konaseema	Inter 2nd year Equivalent	Konaseema
Degree 1st year	Konaseema	Degree 2nd year	Konaseema
Degree 3rd year	Konaseema		

(b) Place of Study - SSC or Equivalent : Urban

(c) SSC Hall Ticket Number & Year of Passing : 423224525, April - 2016

(d) Inter Hall Ticket Number & Year of Passing : 63464363, April - 2018

8. (a) Address for Correspondence : 12, B-A, ALLAVARAM, AMALAPURAM, Konaseema, ANDHRA PRADESH, 578658

(b) Contact Telephone Number (Mobile) : 9330093300 (c) E-Mail Id : vignesh@yahoo.com

(d) Aadhar Card number : 316835711105

9. Test Centre Preferences

Districts	Preference - 1	Preference - 2	Preference - 3
KONASEEMA	Amalapuram	N.A	N.A
EAST GODAVARI	Rajahmundry	N.A	N.A

10. (a) Fee particulars - Payment through : ONLINE (c) Amount (in Rs.) : 609.44
 (b) Payment Reference Id. : PS2100003743


* These Fields CANNOT be edited by candidate, but written request can be made to the CONVENER or Regional Coordinator of AP ICET - 2022 or email to helpdesk@apicet2022@gmail.com Remaining fields can be edited by the candidate during the permitted period. For any details contact at 9891 250366.

Declaration : 1) I have carefully gone through the instruction booklet and I am conversant with the instructions. I shall abide by the eligibility conditions and other regulations to be satisfied for appearing at the entrance test and admission into any course prescribed. Further, I assure that, I will not involve in any malpractice or illegal activities in the entrance test. In case, I have furnished any false information or involved in any malpractice or illegal activities, I am liable for punishment as per the existing law.
 2) I am responsible for the corrections of the above details filling by me and the CONVENER AP ICET-2022 is not responsible in anyway.

Date : 13-05-2022 11:28 AM

Affix a recent color photograph (3.5 cmX3.5 cm) and get attested by a Gazetted Officer or the Principal of the College where studied (Well in advance BEFORE EXAMINATION)

SIGNATURE and LEFT HAND THUMB impression of the candidate to be done in the presence of the Invigilator on the day of Examination in the Examination Hall

SIGNATURE OF THE CANDIDATE in the presence of the Invigilator	Left Thumb Impression 
---	--

Note : 1) ALL the candidates have to submit this form in the Examination Hall to the Invigilator.
 2) Candidates are not allowed into the Examination Hall even if they are LATE BY A MINUTE.
 3) This is computer Generated sheet and does not require the signature of the CONVENER, AP ICET-2022

Print