

## [USER GUIDE TO FILL THE ONLINE APPLICATION FORM FOR AP ICET- 2023](#)

The candidates are required to be ready with the **following mandatory / optional details** to fill in the appropriate fields before filling the Online Application Form:

**The Mandatory / Optional details are as follows:**

<b>S.NO</b>	<b>Details Required</b>	<b>Documents to be Referred</b>
<b>1</b>	<b>Credit card or Debit card details (If payment is being made through Credit card / Debit card/Net Banking)</b>	Credit Card / Debit Card/Net Banking Account User ID and its password
<b>2</b>	<b>Qualifying Examination appeared or passed Hall ticket Number of the Qualifying Examination</b>	Marks's memos / Hall Ticket Number of Degree / Intermediate / 10th
<b>3</b>	<b>Did you study Mathematics as one of the Subject at Inter or Degree level?</b>	Marks's memos of degree / Intermediate (10 +2)
<b>4</b>	<b>Date of Birth</b>	10 <sup>th</sup> or Equivalent Certificate
<b>5</b>	<b>Hall Ticket Number of SSC or Equivalent examination certificate</b>	10 <sup>th</sup> or Equivalent Certificate
<b>6</b>	<b>Income of Parents</b>	Certificate issued by the MRO/ Competent Authority
<b>7</b>	<b>STUDY DETAILS</b>	Study certificates from Class 6 to 10, +2 / Diploma and Degree
<b>8</b>	<b>Category (SC, ST, BC, etc.) Application number of the Caste Certificate</b>	Caste Certificate issued by the MRO/ Competent Authority

<b>9</b>	<b>Special Category (NCC, PH, Sports, CAP, Bharat Scouts and Guides)</b>	The Certificate issued by Competent Authority
<b>10</b>	<b>Aadhaar Card details</b>	12-digit number present in Aadhaar Card issued by UIDAI

The following system requirements need to be available to comfortably browse APICET-2023 official website <https://cets.apsche.ap.gov.in/ICET>

**SYSTEM REQUIREMENTS:**

For better viewing of AP ICET-2023 website <https://cets.apsche.ap.gov.in/ICET> and smooth Application submission through ONLINE mode, the candidates are hereby informed to use the following computer system

**System Requirements:**

Requirements are most desirable:

[Google Chrome Latest Version](#)

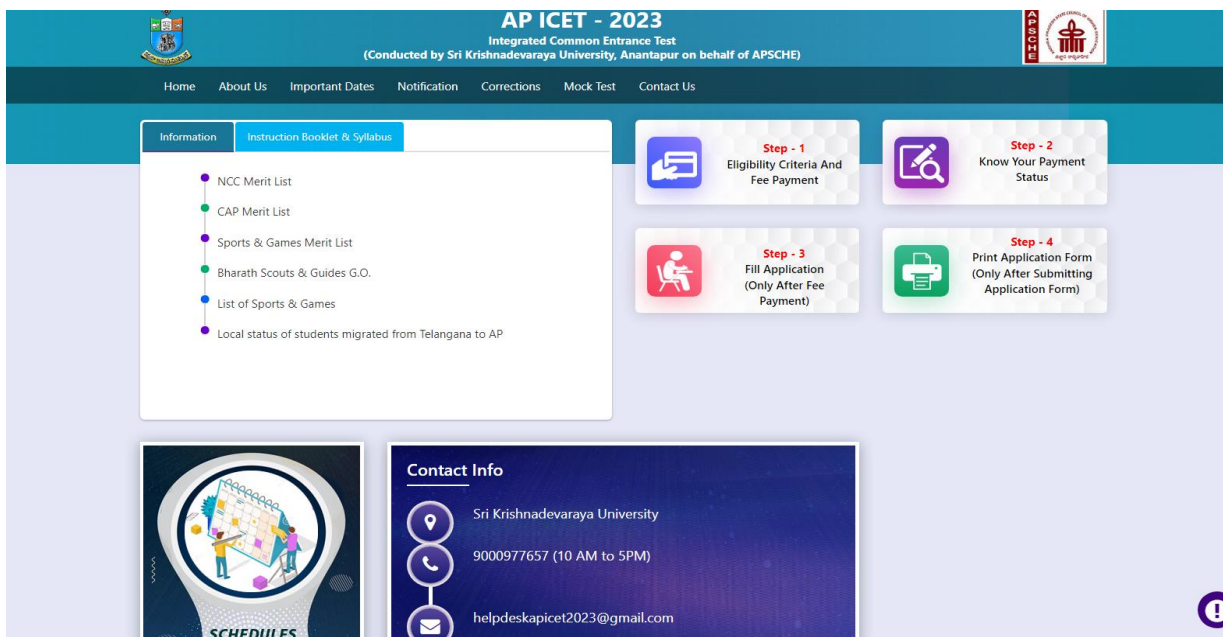
[Adobe Acrobat Reader Latest Version](#)

[Disable the pop-up blocks and uninstall all the Script blockers.](#)

# AP ICET 2023 - FEE PAYMENT AND ONLINE APPLICATION FORM FILLING PROCESS

VISIT: <https://cets.apsche.ap.gov.in/ICET>

**Stage 1:** On your Internet Browser, type the website address <https://cets.apsche.ap.gov.in/ICET> and press **Enter**. The following screen is displayed on the computer screen.



There are 4 **Steps** in filling the AP ICET 2023 online application.

**Step-1: Eligibility Criteria & Fee Payment:** Candidate can make Online Fee Payment through this option.

**Step-2: Know your Payment Status:** Candidate can check Success/Failure status of Fee Payment

**Step-3: Fill Application (Only after Fee Payment):** After fee payment by Debit/Credit/Net Banking modes, candidate should fill in the Application through this option.

**Step-4: Print Application Form (Only after Submitting Application Form):** After application form submission, candidate can print the submitted form.

## Step 1: Fee Payment

Select **Fee Payment Tab** from AP ICET-2023 home page as shown in the screen below.

The screenshot shows the AP ICET - 2023 home page. The header includes the AP ICET - 2023 logo and navigation links: Home, About Us, Important Dates, Notification, Corrections, Mock Test, Contact Us. The main content area features a sidebar with 'Information' and 'Instruction Booklet & Syllabus' tabs. The 'Information' tab is active, showing a list of merit lists and local status information. The main content area displays four steps: Step 1 (Eligibility Criteria And Fee Payment), Step 2 (Know Your Payment Status), Step 3 (Fill Application (Only After Fee Payment)), and Step 4 (Print Application Form (Only After Submitting Application Form)). A red arrow points to Step 1.

After clicking on **Fee Payment Tab**, a fee payment webpage will be displayed as shown in the screen below.

The screenshot shows the AP ICET - 2023 Fee Payment webpage. The header includes the AP ICET - 2023 logo and navigation links: Home, About Us, Important Dates, Notification, Corrections, Mock Test, Contact Us. The main content area features a form titled 'Fee Payment for AP ICET - 2023'. The form includes a disclaimer, input fields for Qualifying Exam Degree Hall Ticket Number, Candidate's Name, Date of Birth, Mobile Number, Alternate Mobile Number, and E-Mail ID. It also includes radio buttons for Mobile Number Mentioned Above Is My (Self, Father, Mother, Relative) and Category (OC, BC\_A, BC\_B, BC\_C, BC\_D, BC\_E, SC, ST). Payment Options (Net Banking, Debit Card, Credit Card) are also provided. A 'Verify Email and Pay' button is at the bottom. A note at the bottom explains the payment process and refund policy.

Fill in **ALL** the mandatory details given in the web page. The details are **Qualifying Examination Degree Hall Ticket No, Candidate's Name, Date of Birth, Mobile Number, Mobile No Mentioned above is My, Alternate Mobile Number, E-Mail ID Category and Fee Amount Options, Fee Payment** (will be populated automatically on selecting the category and payment mode) as shown in the screen below.

**AP ICET - 2023**  
Integrated Common Entrance Test  
(Conducted by Sri Krishnadevaraya University, Anantapur on behalf of APSCHE)

Home About Us Important Dates Notification Corrections Mock Test Contact Us

**Fee Payment for AP ICET - 2023**

I have carefully read the eligibility criteria and found eligible. In the event I am found not eligible at any stage of the admission process, my admission stands cancelled.

Qualifying Exam Degree Hall Ticket Number \* : 1234567890

Candidate's Name \* : S Satish Kumar

Date of Birth \* (as per SSC or Equivalent) : 15/03/2003

Mobile Number \* : 8919623267

Mobile Number Mentioned Above Is My \* :  Self  Father  Mother  Relative

Alternate Mobile Number : Enter Alternate Mobile Number

E-Mail ID \* : satishkumar.sarella@gmail.com

Category \* :  OC  BC\_A  BC\_B  BC\_C  BC\_D  BC\_E  SC  ST

Payment Options (Convenience charges as applicable) \* :  Net Banking(HDFC, ICICI, SBI)  Net Banking  Debit Card  Credit Card

Fee Amount : Rs. 600.00/-

[Verify Email and Pay](#)

NOTE: In case, your amount is debited from your account and the website gets disconnected before payment receipt generation, kindly compulsory check your Payment Status using [Know Your Payment Status](#) option by providing your details. If you get message "Payment Details Not Found", candidate is requested to go for a fresh payment and the amount for the failure transaction will be refunded to their debited bank account in 7 to 10 working days.

All Copy Rights Reserved with APSCHE. Designed & Developed By [APOnline](#)

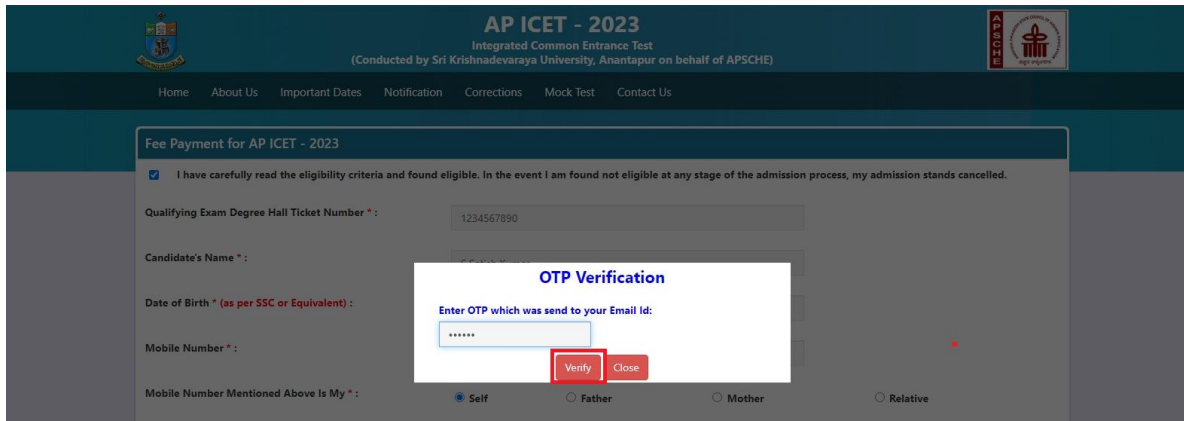
**PAYMENT BY NETBANKING / CREDIT / DEBIT CARD MODE: Registration fee can be paid through Net Banking or Credit Card or Debit Card.**

Select the appropriate radio button for payment of registration fee as shown in the screen below:

**AP ICET Application Form 2023 Fee:**

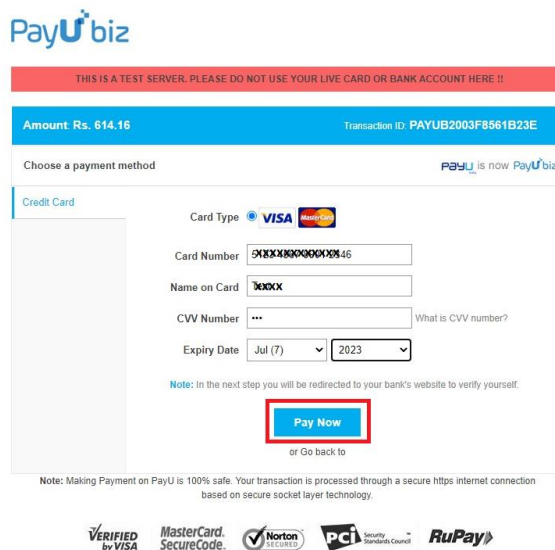
OC	BC	SC/ST
Rs 650	Rs 600	Rs 550

After filling the mandatory details and clicking on **Verify Email and Pay** button, the system will send an OTP to the Email ID should be entered in the OTP Verification pop up field and click on **Verify** button as shown in the screen below.



The screenshot shows the 'Fee Payment for AP ICET - 2023' page. At the top, it says 'AP ICET - 2023 Integrated Common Entrance Test (Conducted by Sri Krishnadevaraya University, Anantapur on behalf of APSCH)'. Below the header are navigation links: Home, About Us, Important Dates, Notification, Corrections, Mock Test, Contact Us. The main form area includes a checkbox for terms and conditions, and fields for 'Qualifying Exam Degree Hall Ticket Number \*', 'Candidate's Name \*', 'Date of Birth \* (as per SSC or Equivalent)', 'Mobile Number \*', and 'Mobile Number Mentioned Above Is My \*'. A modal window titled 'OTP Verification' is overlaid on the form, asking the user to 'Enter OTP which was send to your Email Id:' with a text input field and 'Verify' and 'Close' buttons.

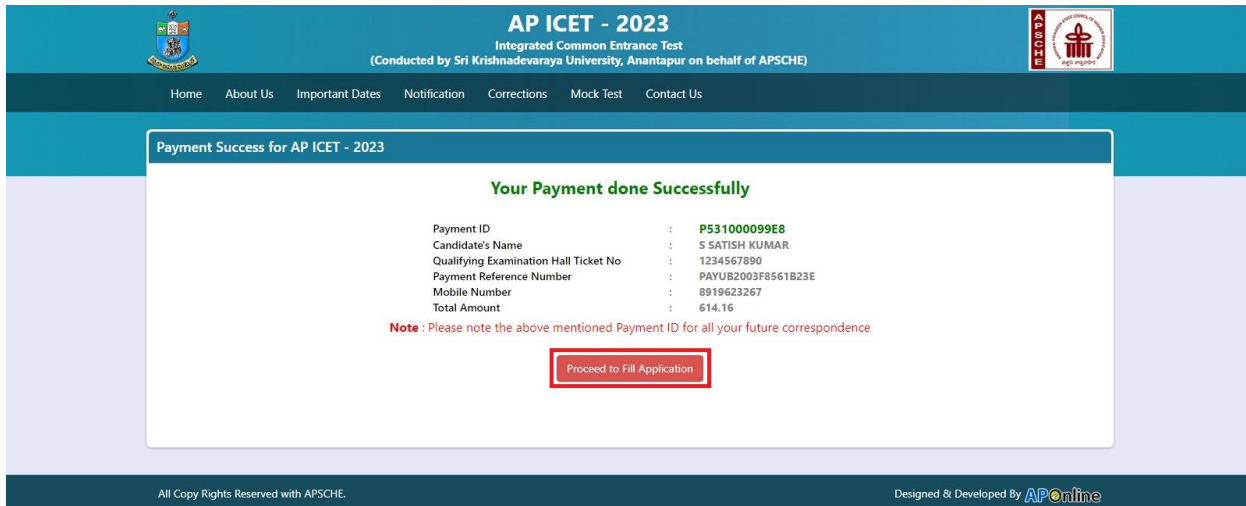
After clicking on **Verify** button, the control will lead you to the BANK PAYMENT GATEWAY as shown in the screen below. Fill in all the credit/Debit card/Net Banking details and click on **Pay Now** button as shown in the screen below.



The screenshot shows the PayU biz payment gateway. At the top, it says 'PayU biz' and 'THIS IS A TEST SERVER, PLEASE DO NOT USE YOUR LIVE CARD OR BANK ACCOUNT HERE !!'. Below that, it shows 'Amount: Rs. 614.16' and 'Transaction ID: PAYUB2003F8561B23E'. The user is prompted to 'Choose a payment method' and 'PAYU is now PayU biz'. Under 'Credit Card', there are fields for 'Card Type' (VISA, MasterCard), 'Card Number' (5XXXXXXXXXX46), 'Name on Card' (XXXX), 'CVV Number' (\*\*\*), and 'Expiry Date' (Jul (7), 2023). A note states: 'Note: In the next step you will be redirected to your bank's website to verify yourself.' A 'Pay Now' button is highlighted with a red box, and there is a link to 'Go back to'. At the bottom, there are logos for 'VERIFIED by VISA', 'MasterCard SecureCode', 'Norton Security', 'PCI Security Standards Council', and 'RuPay'.

**(NOTE: During the Payment processes, DO NOT double click on buttons or click on Back / Refresh buttons or DONOT close the Browser web page abruptly; instead maintain patience as prompted on the screen).**

The confirmation of successful payment of Registration Fee is shown with the “**Your Payment done successful**” item in the below web page as **Payment Status** along with “**Payment Id**”. **(Note: Preserve both the IDs for future correspondence)**. Click on the button “**Proceed to Fill Application**” and you will be taken to the next screen.



The screenshot shows a web page for AP ICET - 2023. The header includes the APSCHE logo, the text "AP ICET - 2023 Integrated Common Entrance Test (Conducted by Sri Krishnadevaraya University, Anantapur on behalf of APSCH)", and a navigation menu with links: Home, About Us, Important Dates, Notification, Corrections, Mock Test, and Contact Us. The main content area displays a confirmation message: "Payment Success for AP ICET - 2023" and "Your Payment done Successfully". Below this, a table lists payment details:

Payment ID	:	<b>P531000099E8</b>
Candidate's Name	:	S SATISH KUMAR
Qualifying Examination Hall Ticket No	:	1234567890
Payment Reference Number	:	PAYUB2003F8561B23E
Mobile Number	:	8919623267
Total Amount	:	614.16

A red note below the table states: "Note : Please note the above mentioned Payment ID for all your future correspondence". A red button labeled "Proceed to Fill Application" is positioned below the note. The footer contains "All Copy Rights Reserved with APSCH" and "Designed & Developed By APOnline".

Candidate has two options either to proceed to fill in the application immediately or at a later date [**\*\* Refer to last dates**]. Click on “**Proceed to Fill Application**” to fill the application immediately and you will be taken to the Application screen as described in step 3. If you choose another day to fill the application, simply close the window and in such case, you need to start from step3.

In a rare case, if the amount is deducted from your account and message of “**Transaction is successful**” or the payment ID is not displayed, wait for few hours and check your payment status as described in step 2.

Otherwise pay the registration fee again as in step 1 on the next day. The amount deducted from your account made in the first attempt will be refunded or rolled back into your account.

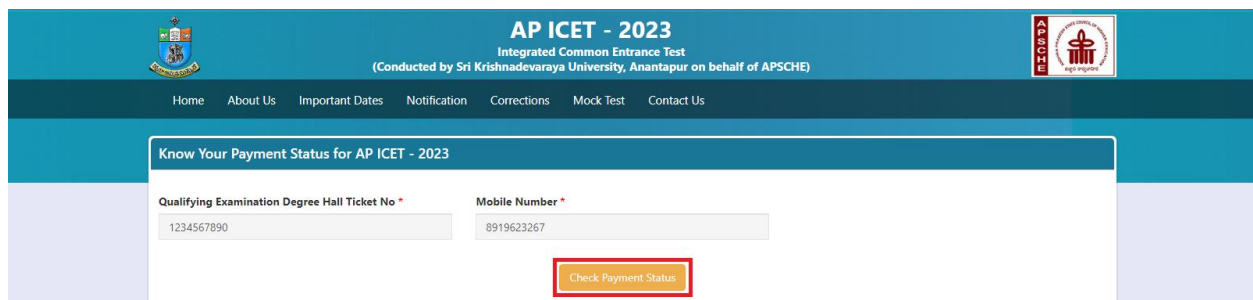
## Step 2: Know Your Payment Status

The candidate can also check the status of payment made through this option.

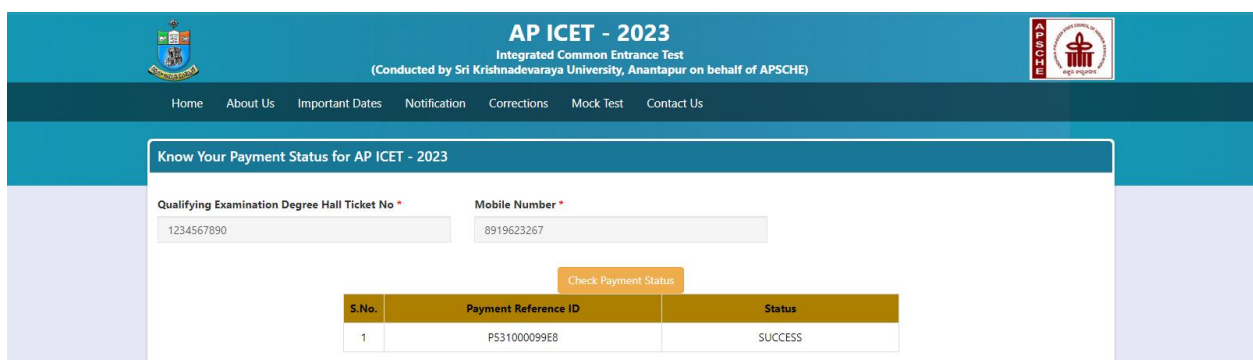
Click on **Know Your Payment Status** tab from AP ICET-2023 home page for checking the status of the payment as shown in the below screen.



After clicking on **Know Your Payment Status** Tab, the following page will be displayed. Furnish the same hall ticket number and mobile number as given in step 1 and click on **Check Payment Status** button as shown in the screen below.



After clicking on **Check Payment Status** button, the following success/Failure page will be displayed as shown in the screen below.



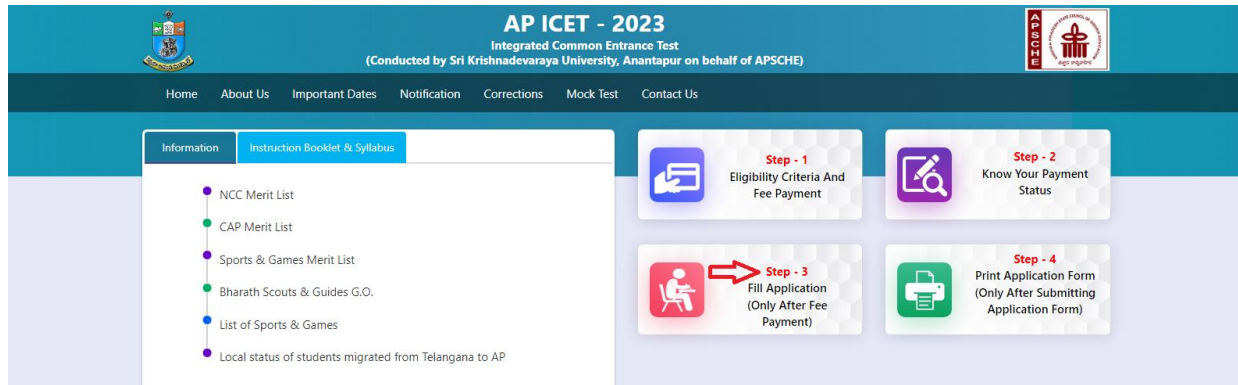
S.No.	Payment Reference ID	Status
1	P531000099E8	SUCCESS



### Step 3: Fill Application (Only After Fee Payment)

Candidate can start filling the application by selecting the tab “Fill Application (only after fee payment)”

Click on Fill Application from the home page of AP ICET-2023 as shown in the screen below.



After clicking Fill Application Form tab, a webpage will be opened fill the required details and click on Proceed to Fill Application as shown in the screen below.

The screenshot shows the "Application Form for AP ICET - 2023" page. The header is identical to the previous screenshot. Below the header, there is a form with four input fields: "Payment Reference ID \*", "Qualifying Examination Degree Hall Ticket No \*", "Mobile Number \*", and "Date of Birth \* (dd/mm/yyyy)". The values entered in the fields are: P531000099E8, 1234567890, 8919623267, and 15/03/2003. Below the form, there is a button labeled "Proceed to Fill Application" which is highlighted with a red box.

In the application form, the fields marked with ‘\*’ symbol are MANDATORY which cannot be left blank without providing information. The details provided during the Registration Fee payment are frozen and cannot be edited.



**Application Form for AP ICET - 2023**

Payment Reference ID *	Qualifying Examination Degree Hall Ticket No *	Mobile Number *	Date of Birth * (dd/mm/yyyy)
P531000099E8	1234567890	8919623267	15/03/2003

**Candidate Details**

<b>Candidate's Name *</b> (as per SSC or Equivalent Records)	<b>Father's Name *</b> (as per SSC or Equivalent Records)	<b>Mother's Name *</b> (as per SSC or Equivalent Records)
S SATISH KUMAR	ENTER FATHER'S NAME	ENTER MOTHER'S NAME
<b>Date of Birth *</b> (dd/mm/yyyy)	<b>Gender *</b>	<b>Aadhaar Card Number *</b>
15/03/2003	<input type="radio"/> Male <input type="radio"/> Female <input type="radio"/> Transgender	Enter Aadhaar Card Number
<b>Ration Card Number</b>		
Enter Ration Card Number		

**Annual Income of the Parents (Rs.) \***

Below Rs 1 Lakh 
  Above Rs 1 Lakh and Below Rs 2.5 Lakhs 
  Above Rs 2.5 Lakhs and below Rs 8 Lakhs 
  Above Rs 8 Lakhs

**Income Certificate Number**

Enter Income Certificate Number

**Category \***

BC, D

**Caste Certificate Number**

Enter Caste Certificate Number

**Special Reservation Category**

National Cadet Corps (NCC)  
 Children of Armed Personnel (CAP)  
 Sports & Games  
 Bharat Scouts and Guides

**PH (Physically Handicapped)**

VH (Visually Handicapped)  
 HI (Hearing Impaired)  
 OH (Orthopedically Handicapped)

**Minority / Non-Minority \***

Non-Minority  Minority

**Present Address**

<b>House No. (or) C/O *</b>	<b>Village / Street / Locality *</b>	<b>Mandal / Town / City *</b>
Enter Present House No.(or) C/O	Enter Present Village / Street / Locality	Enter Present Mandal / Town / City
<b>District *</b>	<b>State *</b>	<b>Pin Code *</b>
--Select--	--Select--	Enter Present Pin Code
<b>Mobile Number *</b>	<b>Alternate Mobile Number</b>	<b>Telephone Number (Landline)</b>
8919623267	Enter Alternate Mobile Number	Enter Telephone Number (Landline)
<b>E-Mail Id *</b>		
satishkumaraarella@gmail.com		

**Permanent Address**  Permanent Address Same as Present Address

<b>House No. (or) C/O *</b>	<b>Village / Street / Locality *</b>	<b>Mandal / Town / City *</b>
Enter Permanent House No.(or) C/O	Enter Permanent Village / Street / Locality	Enter Permanent Mandal / Town / City
<b>District *</b>	<b>State *</b>	<b>Pin Code *</b>
--Select--	--Select--	Enter Permanent Pin Code

**Qualifying Examination Degree**

**Type of the Exam \***

BCA  
 B.Sc. (CSE or IT)  
 BE / B.TECH / BPHARMACY  
 BE / B.TECH (Lateral Entry)  
 ANY BACHELOR DEGREE OF 3 / 4 / 5 YEARS DURATION

Do you have Maths subject at Inter or Degree level \*

YES  NO

**Major Group Subjects of the Qualifying Exam \***

Enter Major Group Subject -1  
 Enter Major Group Subject -2  
 Enter Major Group Subject -3

**Hall Ticket No of the Qualifying Degree Examination \***

1234567890

**Year of App. / Passing the Qualifying Degree Exam \***

--Select--

**Medium of Instruction at Qualifying Exam \***

English  Telugu  Urdu  Others

**SSC or Equivalent (10th Class) \***

Urban  Rural

**SSC Hall Ticket No \***

Enter SSC Hall Ticket No

**Month of Passing \***

--Select--

**Year of Passing \***

--Select--

**Intermediate or Equivalent (10+2) \***

Urban  Rural

**Intermediate Hall Ticket No \***

Enter Intermediate Hall Ticket No

**Month of Passing \***

--Select--

**Year of Passing \***

--Select--

**Place of Study** (Year of pass shall be equal or greater than year of first appearance)

Class / Degree	Place / Village *	School Name / Institute Name *	Year Of First Appearance *	Year Of Pass *
<b>Class 9 *</b>	Enter Place / Village	Enter School Name / Institute Name	--Select--	--Select--
<b>Class 10 *</b>	Enter Place / Village	Enter School Name / Institute Name	--Select--	--Select--
<b>Inter 1st year *</b>	Enter Place / Village	Enter School Name / Institute Name	--Select--	--Select--
<b>Inter 2nd year *</b>	Enter Place / Village	Enter School Name / Institute Name	--Select--	--Select--
<b>Degree 1st year *</b>	Enter Place / Village	Enter School Name / Institute Name	--Select--	--Select--
<b>Degree 2nd year *</b>	Enter Place / Village	Enter School Name / Institute Name	--Select--	--Select--
<b>Degree 3rd year *</b>	Enter Place / Village	Enter School Name / Institute Name	--Select--	--Select--

**Local Area \***

For local status of students migrated from Telangana to AP, refer home page

**Details of Common Entrance Test**

**Test Centre Preferences**

**Preference 1 \*** --Select--  
**Preference 2 \*** --Select--  
**Preference 3 \*** --Select--

**Photo & Signature \***

  
 Photo (-50Kb jpg, jpeg) [Choose File] No file chosen  
  
 Signature (-30Kb jpg, jpeg) [Choose File] No file chosen

I have carefully gone through the Instruction Booklet and I am conversant with the instructions. I shall abide by the eligibility conditions and other regulations to be satisfied for appearing at the entrance test and admission into any course prescribed. Further, I assure that, I will not involve in any malpractice or illegal activities in the entrance test. In case, I have furnished any false information or involved in any malpractice or illegal activities, I am liable for punishment as per the existing law. I am responsible for the correctness of the above details filled in by me and the CONVENER, AP ICET - 2023 is not responsible in any way. Mere appearing for the entrance examination does not confer any right for me to take admission.

**Candidate need to fill in the following details in the application form:**

## **1. Candidate Details:**



The screenshot shows a form titled "Candidate Details" with the following fields:

Candidate's Name *(as per SSC or Equivalent Records)	Father's Name *(as per SSC or Equivalent Records)	Mother's Name *(as per SSC or Equivalent Records)
VIGNESH KUMAR	KRISHNA KUMAR	RADHA
Date of Birth *(dd/mm/yyyy)	Gender *	Aadhaar Card Number *
01/01/2000	<input checked="" type="radio"/> Male <input type="radio"/> Female <input type="radio"/> Transgender	XXXXXXXXXX05
		Ration Card Number
		Enter Ration Card Number

**Candidate Name:** Name of candidate as entered in fee payment screen will be displayed here and cannot be modified or edited.

**Father's Name:** The candidate has to enter his / her father's name as per 10<sup>th</sup> class records in the space provided in CAPITAL LETTERS.

**Mother's Name:** The candidate has to enter his / her mother's name as per 10<sup>th</sup> class records in the space provided in CAPITAL LETTERS.

**Date of Birth:** Date of Birth as entered in fee payment screen will be displayed here and cannot be modified or edited.

**Gender:** Select your Gender among the three options given.

**Aadhaar Card Number:** Enter your 12 digit Aadhar Card number provided by UIDAI

**Ration Card Number:** Enter the Ration card number of your family.

**Annual Income of the Parents (in Rs.):** Select any one of the four options provided as given below regarding the "Annual Income of the Parents (Rs.):" A valid income certificate issued by competent authority with certificate number shall be entered.

**Note:** Annual Income of the Parents will be auto populated on entering Income Certificate Number. Select **Yes** or **No** to confirm the details populated by the application system as shown in the screen below.

**Annual Income of the Parents (Rs.) \***

Below Rs 1 Lakh     Above Rs 1 Lakh and Below Rs 2.5 Lakhs     Above Rs 2.5 Lakhs and below Rs 8 Lakhs     Above Rs 8 Lakhs

Income Certificate Number  
IC0XXXXXXXXX

Income Certificate Details *	
Candidate Name	: XXXXXXXE
Father Name / Husband Name	: XXXXXXXH
Valid Date	: 06/03/2027
Total Income (Rs.)	: 40000.00
Confirm Your Income Certificate Details	: <input checked="" type="radio"/> Yes <input type="radio"/> No

If the candidate's **Annual Income of the Parents** are not auto populated on entering **Income Certificate Number**, candidate should enter the **Income Certificate Number** manually.

**Caste Category:** Caste Category is frozen in the application as it is provided in the Fee Payment Step 1, Enter **Caste Category** certificate number issued by the competent authority in the caste category field as shown in the screen below.

**Note:** Caste Certificate Details will be auto populated on entering Caste Certificate Number.

Select **Yes** or **No** to confirm the details populated by the application system as shown in the screen below.

**Category**

BC,D

Caste Certificate Number ⓘ  
CGC012H3XXXXXX

Caste Certificate Details	
Candidate Name	: XXXXXXXXXXXXXXXXXXXXANA
Father Name	: XXXXXXXXXXXXXXXXXXXANA
Category	: VADABALIJA (BCA)
Confirm Your Caste Certificate Details	: <input checked="" type="radio"/> Yes <input type="radio"/> No

Select **Yes** or **No** to confirm the details populated by the application system as shown in the screen above.

If the candidate's **Caste Certificate Details** are not auto populated on entering **Caste Certificate Number**, candidate should enter the **Caste Certificate Number** manually.

**Note: EWS option in the application will be visible only if the candidate belongs to OC category.**

**Eligible for EWS (Economically Weaker Sections):** Click on Yes if you are eligible for EWS and have a valid EWS certificate issued by competent authority. After clicking on 'Yes' you have to enter the EWS certificate number manually and this will be verified at Helpline Centre.



The screenshot shows a form titled "EWS(Economically Weaker Section) Eligibility \*". Below the title, there are two radio buttons: "Yes" (which is selected) and "No". To the right of these buttons is a text input field labeled "EWS Certificate Number" with a placeholder text "Enter EWS Certificate Number".

**Special Reservation Category:** Reservations are provided for candidates with NCC, CAP, and Sports & Games categories also. Select the applicable categories for which supportive certificates are available and should be up as shown in the screen below.

**Special Reservation Category:** Reservations are provided for candidates with NCC, CAP, Sports & Games, Bharat Scouts and Guides categories also.

Select the applicable categories for which supportive certificates are available and should upload as shown in the screen below.

**National Cadet Corps (NCC):** Enter NCC Merit Number (refer list of priorities) and upload certificate in .PDF format

**Children of Armed Personnel (CAP):** Enter CAP Merit Number (refer list of priorities) and upload certificate in .PDF format

**Sports & Games:** Enter Sports & Games Merit Number (refer list of priorities) and upload certificate in .PDF format

**Bharat Scouts and Guides:** Enter Bharat Scouts and Guides Merit Number (refer list of priorities) and upload certificate in .PDF format

**Special Reservation Category**

<input checked="" type="checkbox"/> National Cadet Corps (NCC)	40	<a href="#">View</a>	<a href="#">Delete</a>
<input checked="" type="checkbox"/> Children of Armed Personnel (CAP)	30	<a href="#">View</a>	<a href="#">Delete</a>
<input checked="" type="checkbox"/> Sports & Games	45	<a href="#">View</a>	<a href="#">Delete</a>
<input checked="" type="checkbox"/> Bharat Scouts and Guides	25	<a href="#">View</a>	<a href="#">Delete</a>

**Physically Handicapped:** In case of PH, the medical board certificate issued through SADAREM shall be entered.

**Note:** If the candidate is Physically Handicapped, select the type of disability [Visually impaired (VH) Hearing Impaired (HI), Physically/orthopedically disabled (OH)] check box and enter Sadarem Number.

**PH (Physically Handicapped)**

VH (Visually Handicapped)  
 HI (Hearing Impaired)  
 OH (Orthopedically Handicapped)

**Do You Require Scribe?**  
 Yes  No

Sadarem Number (17 Digits)

Sadarem Certificate Details	
Candidate Name	: XXXXXXXXXXXXXXXmi
PH Category	: Visual Impairment
Percentage	: 40.0
Confirm Your Sadarem Details	: <input type="radio"/> Yes <input type="radio"/> No

**Sadarem Certificate Details** will be auto populated on entering **Sadarem Number**.

Select **Yes** or **No** to confirm the details populated by the application system as shown in the screen below.

If the candidate's **Sadarem Certificate Details** are not auto populated on entering **Sadarem Number**, candidate should enter the **Sadarem Number** manually.

**Minority/ Non-Minority:** If the candidate belongs to any of the minority communities such as Muslim, Christian, Buddhist, Sikh, Jain, Zoroastrian or Other minority, click on Minority button and select the applicable minority. Otherwise, if the candidate does not belong to a Minority community, then the non-Minority option has to be clicked.

**Minority / Non-Minority**

Non-Minority  Minority

Minority

Muslim  Christian  Buddhist  Sikh  Jain  Zoroastrian  Other Minority

## 2. Address:

Candidate should enter his/her Present/Permanent address with the following fields House No or C/O, Village/Street/Locality, Mandal/Town/City, District, State, Pin code, Mobile No & Email ID as shown in the screen below.

The screenshot displays a web form for entering address details. It is divided into two main sections: 'Present Address' and 'Permanent Address'. The 'Present Address' section includes fields for House No. (or) C/O, District, Mobile Number, E-Mail Id, Village / Street / Locality, State, Alternate Mobile Number, Mandal / Town / City, Pin Code, and Telephone Number (Landline). The 'Permanent Address' section has similar fields but includes a checkbox for 'Permanent Address Same as Present Address'. The form is pre-filled with example data: House No. (or) C/O: 9-6-46, District: Konaseema, Mobile Number: 8919623267, E-Mail Id: satishkumar.sarella@gmail.com, Village / Street / Locality: Market Street, State: ANDHRA PRADESH, Alternate Mobile Number: Enter Alternate Mobile Number, Mandal / Town / City: Razole, Pin Code: 544233, Telephone Number (Landline): Enter Telephone Number (Landline).

**House No. (Or) C/O:** Candidate should enter his/her House Number.

**Village/Street /Locality:** Candidate should enter his/her Street Number or Locality Number or Village Name.

**Mandal/Town/City:** Candidate should enter his/her Mandal Name or Town Name or City Name.

**District:** Candidate should enter his / her District Name.

**State:** Candidate should enter his/her State Name.

**Pin Code:** Candidate should enter his/her State Pin Code Number.

**Mobile Number & Email ID:** (Mobile No & Email ID will be auto populated which was furnished at the time of Fee Payment I.e., in Step 1).

**Alternate Mobile Number, Telephone Number (Landline):** Candidate can enter another contact number or Land Line Number which will be used to contact in case of Primary Mobile Number is not reachable.

**Email Id:** Email Id will be auto populated as it is provided in Fee Payment (Step-1).

**Note:** Select **Permanent Address** check box if the present address is your **Permanent Address**

### **3. Qualifying Examination:**

Select the appropriate type of qualifying examination and also enter the names of the major group subjects (other than language subjects).

Enter the hall ticket number of the qualifying examination (Degree) and the year of passing the qualifying examination / appearing for the final year of qualifying examination.

**Medium of Instruction at Qualifying Exam:** Enter the medium of instruction at the Qualifying examination.

**Mathematics at Inter or Degree level:** Also mention whether you have passed in Mathematics at Degree or Intermediate (10 + 2) level by selecting **yes** or **no** buttons.



**Permanent Address**  Permanent Address Same as Present Address

House No. (or) C/O \* 9-6-46  
 Village / Street / Locality \* Market Street  
 Mandal / Town / City \* Razole  
 District \* Konaseema  
 State \* ANDHRA PRADESH  
 Pin Code \* 544233

**Qualifying Examination Degree**

Type of the Exam \*  
 BCA  
 B.Sc. (CSE or IT)  
 BE / B.TECH / BPHARMACY  
 BE / B.TECH (Lateral Entry)  
 ANY BACHELOR DEGREE OF 3 / 4 / 5 YEARS DURATION  
 Do you have Maths subject at Inter or Degree level \*  
 YES  NO

Major Group Subjects of the Qualifying Exam \*  
 Commerce  
 Economics  
 Civics  
 Hall Ticket No of the Qualifying Degree Examination \* 1234567890  
 Year of App. / Passing the Qualifying Degree Exam \* 2022  
 Medium of Instruction at Qualifying Exam \*  
 English  Telugu  Urdu  Others

**SSC or Equivalent (10th Class) \***

Urban  
 Rural  
 SSC Hall Ticket No \* 6543899009  
 Month of Passing \* March  
 Year of Passing \* 2018

**Intermediate or Equivalent (10+2) \***

Urban  
 Rural  
 Intermediate Hall Ticket No \* 72345235234  
 Month of Passing \* March  
 Year of Passing \* 2020

**SSC or Equivalent (10th Class):** Candidate should select Urban or Rural location where he pursued his 10<sup>th</sup> class study, Enter the SSC (10<sup>th</sup> class) or Equivalent Hall Ticket No., Month of Passing and Year of Passing.

On entering SSC Hall Ticket No, Month of Passing & Year of passing, Candidate details will be populated if the candidates' details are available in database as shown in the screen below

Candidate should enter SSC/Equivalent details manually If the candidates' details are not auto populated.

**SSC or Equivalent (10th Class) \***

Urban  
 Rural  
 SSC Hall Ticket No \* 142XXXXXX  
 Month of Passing \* April  
 Year of Passing \* 2014

**SSC Education Details \***

Candidate Name	: XXXXXXXXXXXXX
Father Name	: MUXXXXXXXXXX
Date of Birth	: 14/03/1999
School Name	: RAJU HIGH SCHOOL(EM & TM), RAYACHOTI
District	: Y.S.R
Confirm Your SSC Education Details	: <input type="radio"/> Yes <input type="radio"/> No

**Intermediate or Equivalent (10+2):** Candidate should select Urban or Rural location where he pursued his 10+2 classes of study Enter the Intermediate / 10+2 or Equivalent Hall Ticket No., Month of Passing and Year of Passing.

**Places of Study:** The candidate has to select the district name from the drop-down values related to his study for each of Class-6 to Degree

However, if a candidate has studied in a state other than Andhra Pradesh or Telangana, then select OTHER STATE. If studied outside India, select OTHER COUNTRY.

**Intermediate or Equivalent (10+2) \***

Urban  
 Rural

Intermediate Hall Ticket No \* 
 Month of Passing \* 
 Year of Passing \*

**Place of Study** (Year of pass shall be equal or greater than year of first appearance)

Class *	Place / Village *	School Name / Institute Name *	Year Of First Appearance *	Year Of Pass *
Class 9 * Konaseema	Razole	ZPHS, Razole	2015	2016
Class 10 * Konaseema	Razole	ZPHS, Razole	2016	2017
Inter 1st year/Equivalent * Konaseema	Razole	Govt Junior College, Razole	2017	2018
Inter 2nd year/Equivalent * Konaseema	Razole	Govt Junior College, Razole	2018	2019
Degree 1st year * Konaseema	Razole	Govt Degree College, Razole	2019	2020
Degree 2nd year * Konaseema	Razole	Govt Degree College, Razole	2020	2021
Degree 3rd year * Konaseema	Razole	Govt Degree College, Razole	2021	2022

**Local Area \***

AU For local status of students migrated from Telangana to AP, refer home page

**Local Area: Local Area:** Based on the places of study during the preceding 7 years of the qualifying examination, local area is decided.

On entering the candidate's places of study, local area of the candidate is auto populated by the application system i.e., AU, SVU, OU or NL. However, these credentials will be verified based on the certificates produced at the time of admission.

## 4. Details of Common Entrance Test:

**Details of Common Entrance Test**

---

**Test Centre Preferences**

Primary District \*  
KONASEEMA

Secondary District \*  
EAST GODAVARI

Preference 1 \*  
Amalapuram

Preference 1 \*  
Rajahmundry

**Photo & Signature \***

Sample Photo

Photo (<50kb jpg, jpeg)

Choose File No file chosen

Signature (<30kb jpg, jpeg)

Choose File No file chosen

**Test Centre Preference:** Candidates are given option to choose minimum three districts (Based on availability) preferences of centers of their choice as shown in the screen below

**Test Centre Preferences**

---

Preference 1 \*  
KONASEEMA - Amalapuram Available

Preference 2 \*  
WEST GODAVARI - Bhimavaram Available

Preference 3 \*  
EAST GODAVARI - Rajahmundry Available

### Photo and Signature:

DON'T FORGET to upload your Photograph & Signature. A good quality passport size photograph in **.jpg or .jpeg** of **less than 50Kb** and signature signed with a black pen on a white paper shall be scanned and saved as **.jpg or .jpeg** of **less than 30Kb** shall be uploaded by clicking on **Choose File** button under the photograph and signature panels and selecting the files already kept ready.

**Photo & Signature \***

---

Sample Photo

Photo (<50kb jpg, jpeg)

Choose File No file chosen

Signature (<30kb jpg, jpeg)

Choose File No file chosen

### Save and Preview/Submit

After furnishing ALL the required data and correct particulars, read the declaration at the end of the page and select the check box if you are done with Online Application Form filling. Then, click on save to save the data as shown in the screen below.

I have carefully gone through the instruction Booklet and I am conversant with the instructions. I shall abide by the eligibility conditions and other regulations to be satisfied for appearing at the entrance test and admission into any course prescribed. Further, I assure that, I will not involve in any malpractice or illegal activities in the entrance test. In case, I have furnished any false information or involved in any malpractice or illegal activities, I am liable for punishment as per the existing law. I am responsible for the correctness of the above details filled in by me and the CONVENER, AP ICET - 2023 is not responsible in any way. Mere appearing for the entrance examination does not confer any right for me to take admission.

[Save](#) [Preview / Submit](#)

**SAVE :** Will record the partially filled details in the Database. The same can be retrieved at your convenience and you can continue to fill the rest and submit the form.

**PREVIEW / SUBMIT :** You will have a chance to preview your application and then finally confirm your application by clicking on Confirm button.

All Copyright Reserved with APSWF. Designed & Developed By: APSWF

If you are sure of the data entered, you can preview the application by clicking on **Preview/submit** the online application as shown in the screen below.

I have carefully gone through the instruction Booklet and I am conversant with the instructions. I shall abide by the eligibility conditions and other regulations to be satisfied for appearing at the entrance test and admission into any course prescribed. Further, I assure that, I will not involve in any malpractice or illegal activities in the entrance test. In case, I have furnished any false information or involved in any malpractice or illegal activities, I am liable for punishment as per the existing law. I am responsible for the correctness of the above details filled in by me and the CONVENER, AP ICET - 2023 is not responsible in any way. Mere appearing for the entrance examination does not confer any right for me to take admission.

[Save](#) [Preview / Submit](#)

**SAVE :** Will record the partially filled details in the Database. The same can be retrieved at your convenience and you can continue to fill the rest and submit the form.

**PREVIEW / SUBMIT :** You will have a chance to preview your application and then finally confirm your application by clicking on Confirm button.

All Copyright Reserved with APSWF. Designed & Developed By: APSWF

Clicking on Preview/Submit button will display the preview page where candidate can review application as shown in the screen below.



**Application Preview for AP ICET - 2023**

**Candidate Details :**

**Candidate's Name** \*(as per SSC or Equivalent Records) S SATISH KUMAR  
**Father's Name** \*(as per SSC or Equivalent Records) S V BHASKAR RAO  
**Mother's Name** \*(as per SSC or Equivalent Records) S S DEVI  
**Date of Birth** \*(dd/mm/yyyy) 15/03/2003  
**Gender** \* MALE  
**Aadhaar Card Number** \* 471713848167  
**Ration Card Number**

**Annual Income of the Parents (Rs.) \***

Below Rs 1 Lakh **Income Certificate Number**

**Category \***

BC, D

**Caste Certificate Number**

**Special Reservation Category**

National Cadet Corps (NCC) : NO

Children of Armed Personnel (CAP) : NO

Sports & Games : NO

Bharat Scouts & Guides : NO

**PH (Physically Handicapped)**

VH (Visually Handicapped) :NO

HI (Hearing Impaired) :NO

OH (Orthopedically Handicapped) :NO

**Minority / Non-Minority \***

NON-MINORITY

**Present Address**

**House No. (or) C/O \*** 9-6-46  
**Village / Street / Locality \*** MARKET STREET  
**Mandal / Town / City \*** RAZOLE  
**District \*** Konaseema  
**State \*** ANDHRA PRADESH  
**Pin Code \*** 544233  
**Mobile Number \*** 8919623267  
**Alternate Mobile Number**  
**Telephone Number (Landline)**  
**E-Mail Id \*** satsishkumar299818@gmail.com

**Permanent Address**

**House No. (or) C/O \*** 9-6-46  
**Village / Street / Locality \*** MARKET STREET  
**Mandal / Town / City \*** RAZOLE  
**District \*** Konaseema  
**State \*** ANDHRA PRADESH  
**Pin Code \*** 544233

**Qualifying Examination Degree**

**Type of the Exam \*** ANY BACHELOR DEGREE OF 3/4/5 YEARS DURATION  
**Major Group Subjects of the Qualifying Exam \*** COMMERCE  
 ECONOMICS  
 CIVICS  
**Do you have Maths subject at Inter or Degree level \*** NO  
**Hall Ticket No of the Qualifying Degree Examination \*** 1234567890  
**Year of App. / Passing the Qualifying Degree Exam \*** 2022  
**Medium of Instruction at Qualifying Exam \*** English

**SSC or Equivalent (10th Class) \***

RURAL **SSC Hall Ticket No \*** 6543899009 **Month of Passing \*** March **Year of Passing \*** 2018

**Intermediate or Equivalent (10+2) \***

RURAL **Intermediate Hall Ticket No \*** 72345235234 **Month of Passing \*** March **Year of Passing \*** 2020

**Place of Study**

Class / Exam	Place / Village	School Name / Institute Name	Year Of First Appearance	Year Of Pass
Class 9 <sup>th</sup> Konaseema	RAZOLE	ZPHS, RAZOLE	2015	2016
Class 10 <sup>th</sup> Konaseema	RAZOLE	ZPHS, RAZOLE	2016	2017
Inter 1st year/Equivalent <sup>th</sup> Konaseema	RAZOLE	GOVT JUNIOR COLLEGE, RAZOLE	2017	2018
Inter 2nd year/Equivalent <sup>th</sup> Konaseema	RAZOLE	GOVT JUNIOR COLLEGE, RAZOLE	2018	2019
Degree 1st year <sup>th</sup> Konaseema	RAZOLE	GOVT DEGREE COLLEGE, RAZOLE	2019	2020
Degree 2nd year <sup>th</sup> Konaseema	RAZOLE	GOVT DEGREE COLLEGE, RAZOLE	2020	2021
Degree 3rd year <sup>th</sup> Konaseema	RAZOLE	GOVT DEGREE COLLEGE, RAZOLE	2021	2022

**Local Area \***

AU **For local status of students migrated from Telangana to AP refer home page**

**Details of Common Entrance Test**

**Test Centre Preferences**  
 Preference 1 : KONASEEMA - Amalapuram (AVAILABLE)  
 Preference 2 : WEST GODAVARI - Bhimavaram (AVAILABLE)  
 Preference 3 : EAST GODAVARI - Rajahmundry (AVAILABLE)

**Photo & Signature \***



*(Handwritten Signature)*

I have carefully gone through the instruction Booklet and I am conversant with the instructions. I shall abide by the eligibility conditions and other regulations to be satisfied for appearing at the entrance test and admission into any course prescribed. Further, I assure that, I will not involve in any malpractices or illegal activities in the entrance test. In case, I have furnished any false information or involved in any malpractice or illegal activities, I am liable for punishment as per the existing law. I am responsible for the correctness of the above details filled in by me and the CONVENER, AP ICET - 2023 is not responsible in any way. Mere appearing for the entrance examination does not confer any right for me to take admission.

[Modify](#) [Confirm / Freeze](#)

**Modify :** Enables the candidate to re-inspect the entire application to correct any errors or mistakes in his/her application.

**Confirm / Freeze :** To finally submit the application. The data in the application is frozen and no more editing is allowed.

## Modify and Confirm/Freeze

Once the online application is Previewed/submitted, two buttons will pop up i.e., **MODIFY** and **CONFIRM**.

A click on **Modify** button enables the candidate to re-inspect the entire application to correct any errors or mistakes in the saved application.

I have carefully gone through the instruction Booklet and I am conversant with the instructions. I shall abide by the eligibility conditions and other regulations to be satisfied for appearing at the entrance test and admission into any course prescribed. Further, I assure that, I will not involve in any malpractice or illegal activities in the entrance test. In case, I have furnished any false information or involved in any malpractice or illegal activities, I am liable for punishment as per the existing law. I am responsible for the correctness of the above details filled in by me and the CONVENER, AP ICET - 2023 is not responsible in any way. Mere appearing for the entrance examination does not confer any right for me to take admission.

**Modify** **Confirm / Freeze**

**Modify** : Enables the candidate to re-inspect the entire application to correct any errors or mistakes in his/her application.  
**Confirm / Freeze** : To finally submit the application. The data in the application is frozen and no more editing is allowed.

All Copy Rights Reserved with APSICHE. Designed & Developed By **APOnline**

After the data is modified and saved, the data need to be confirmed by clicking on **Confirm/Freeze** button to finally submit the application.

**Confirm/Freeze**: Click on Confirm button for processing the completely filled application as shown below.

I have carefully gone through the instruction Booklet and I am conversant with the instructions. I shall abide by the eligibility conditions and other regulations to be satisfied for appearing at the entrance test and admission into any course prescribed. Further, I assure that, I will not involve in any malpractice or illegal activities in the entrance test. In case, I have furnished any false information or involved in any malpractice or illegal activities, I am liable for punishment as per the existing law. I am responsible for the correctness of the above details filled in by me and the CONVENER, AP ICET - 2023 is not responsible in any way. Mere appearing for the entrance examination does not confer any right for me to take admission.

**Modify** **Confirm / Freeze**

**Modify** : Enables the candidate to re-inspect the entire application to correct any errors or mistakes in his/her application.  
**Confirm / Freeze** : To finally submit the application. The data in the application is frozen and no more editing is allowed.


Clicking on **Confirm/Freeze** button, candidate can view pop up alert as **“Your application is submitted successfully. Please note your Application Number for further reference”**. Candidate can take print application by clicking on **Print Application** button which is useful for further correspondence.

Preference 1 : NORTH GODAVARI - Annapuram (AVANIGADDA)  
Preference 2 : WEST GODAVARI - Bhimavaram (AVANIGADDA)  
Preference 3 : EAST GODAVARI - Rajahmundry (AVANIGADDA)

Your AP ICET - 2023 Application Confirmed Successfully. Please note your  
Registration number for future correspondence  
**5310000327**  
**Print Application**

I have carefully gone through the instruction Booklet and I am conversant with the instructions. I shall abide by the eligibility conditions and other regulations to be satisfied for appearing at the entrance test and admission into any course prescribed. Further, I assure that, I will not involve in any malpractice or illegal activities in the entrance test.

Candidate can take print out of the application by clicking on **Print Application** button present bottom of the application which is useful for further correspondence. The same should be submitted in the test center. Use the **Registration Number** for future reference.

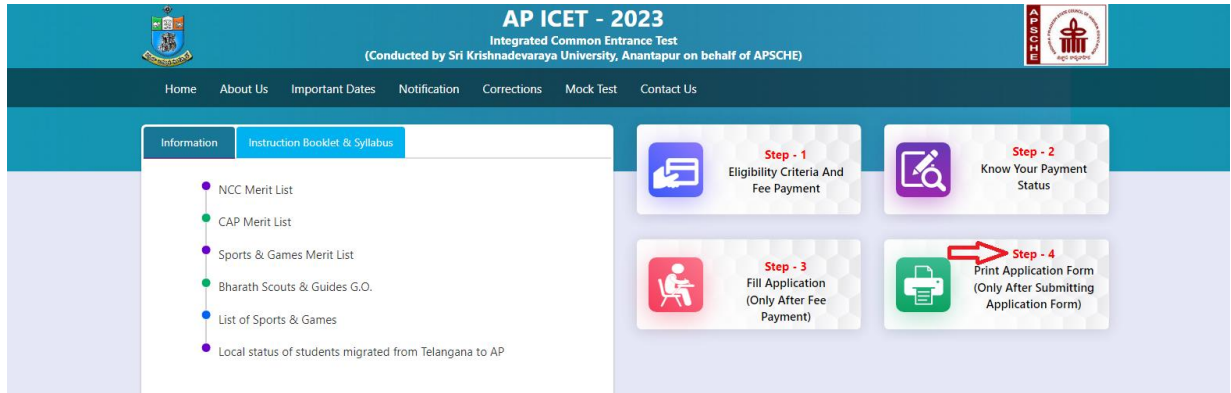
AP ICET - 2023			
Integrated Common Entrance Test (Conducted by Sri Krishnadevaraya University, Anantapur on behalf of APSCH)			
1. (a) Qualifying Degree Examination		: ANY BACHELOR DEGREE OF 3-4.5 YEARS DURATION	
(b) Qualifying Degree Exam Hall Ticket No #		: 1234567890	
(c) Year of App. Passing the Qualifying Exam		: 2022	
(d) Medium of Instruction at Qualifying Exam		: English	
(e) Place of Study - Intermediate or Equivalent		: Rural	
2. (a) Candidate's Name #		: S SATISH KUMAR	
(b) Father's Name #		: S V BHASKAR RAO	
(c) Mother's Name		: S S DEVI	
(d) Date of Birth (as per SSC or Equivalent) #		: 15/03/2003	
(e) Gender		: MALE	
3. Category		: BC, D	
4. Local Area		: AU	
5. (a) Non-Minority / Minority		: Non-Minority	
(b) Minority Category		: N.A	
6. Annual Income of the Parents (Rs.)		: Below Rs 1 Lakh	
7. (a) Study Details			
Class 9	Konaseema	Class 10	Konaseema
Inter 1st year/Equivalent	Konaseema	Inter 2nd year/Equivalent	Konaseema
Degree 1st year	Konaseema	Degree 2nd year	Konaseema
Degree 3rd year	Konaseema		
(b) Place of Study - SSC or Equivalent		: Rural	
(c) SSC Hall Ticket Number & Year of Passing		: 6543899009, March - 2018	
(d) Inter Hall Ticket Number & Year of Passing		: 72345235234, March - 2020	
8. (a) Address for Correspondence		: 9-6-46, MARKET STREET, RAZOLE, Konaseema, ANDHRA PRADESH, 544233	
(b) Contact Telephone Number (Mobile)		: 8919623267 (c) E-Mail Id : satishkumar.sarella@gmail.com	
(d) Aadhar Card number		: 471713848167	
9. Test Centre Preferences			
Preference - 1		Preference - 2	
KONASEEMA - Amalapuram		WEST GODAVARI - Bhimavaram	
		EAST GODAVARI - Rajahmundry	
10. (a) Fee particulars - Payment through		: ONLINE (c) Amount (in Rs.) : 614.16	
(b) Payment Reference Id.		: P531000099E8	
* - These Fields CANNOT be edited by candidate, but written request can be made to the CONVENER or Regional Coordinator of APICET - 2023 or email to helpdesk@apicet2023@gmail.com Remaining fields can be edited by the candidate during the permitted period. For any details contact at 9009977657.			
<b>Declaration :</b> 1) I have carefully gone through the instruction booklet and I am conversant with the instructions. I shall abide by the eligibility conditions and other regulations to be satisfied for appearing at the entrance test and admission into any course prescribed. Further, I assure that, I will not involve in any malpractice or illegal activities in the entrance test. In case, I have furnished any false information or involved in any malpractice or illegal activities, I am liable for punishment as per the existing law. 2) I am responsible for the corrections of the above details filling by me and the CONVENER AP ICET - 2023 is not responsible in anyway.			
<b>Date :</b> 21/03/2023 01:03 PM			
<b>SIGNATURE and LEFT HAND THUMB impression of the candidate to be done in the presence of the Invigilator on the day of Examination in the Examination Hall</b>			
Affix a recent color photograph (3.5 cmX3.5 cm) and get attested by a Gazetted Officer or the Principal of the College where studied (Well in advance BEFORE EXAMINATION)	SIGNATURE OF THE CANDIDATE in the presence of the Invigilator		Left Thumb Impression 
<b>Note :</b> 1) ALL the candidates have to submit this form in the Examination Hall to the Invigilator. 2) Candidates are not allowed into the Examination Hall even if they are LATE BY A MINUTE. 3) This is computer Generated sheet and does not require the signature of the CONVENER, AP ICET - 2023			

Print

## Step 4: Print Application Form (Only after Submitting Application Form)

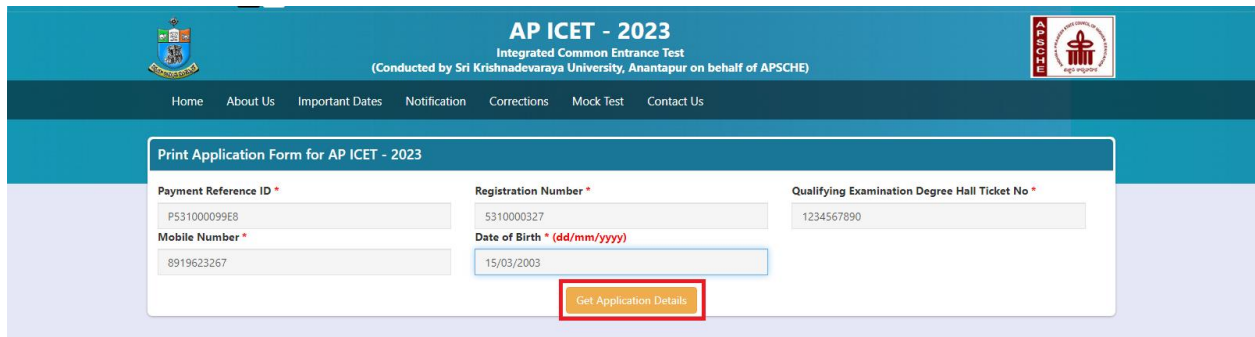
The candidate can print the submitted application through this option.

Click on Print Application Form tab from AP ICET-2023 Home page, the Print Application Form for AP ICET-2023 page will be displayed as show in the screen below.



The screenshot shows the AP ICET - 2023 Home page. The header includes the AP ICET - 2023 logo and the text "Integrated Common Entrance Test (Conducted by Sri Krishnadevaraya University, Anantapur on behalf of APSCE)". The navigation menu includes Home, About Us, Important Dates, Notification, Corrections, Mock Test, and Contact Us. The main content area is divided into two sections: "Information" and "Instruction Booklet & Syllabus". The "Information" section lists several links: NCC Merit List, CAP Merit List, Sports & Games Merit List, Bharath Scouts & Guides G.O., List of Sports & Games, and Local status of students migrated from Telangana to AP. The "Instruction Booklet & Syllabus" section contains four steps: Step - 1: Eligibility Criteria And Fee Payment, Step - 2: Know Your Payment Status, Step - 3: Fill Application (Only After Fee Payment), and Step - 4: Print Application Form (Only After Submitting Application Form). A red arrow points to Step - 4, indicating it is the current step.

After clicking on Print Application Form link from Application tab of AP ICET-2023 Home page, the Print Application Form for AP ICET-2023 page will be displayed then enter all the mandatory details and click on Get Application Details as show in the screen below.



The screenshot shows the "Print Application Form for AP ICET - 2023" page. The header is the same as the previous screenshot. The main content area contains a form with the following fields:

Print Application Form for AP ICET - 2023		
Payment Reference ID *	Registration Number *	Qualifying Examination Degree Hall Ticket No *
<input type="text" value="P531000099E8"/>	<input type="text" value="S310000327"/>	<input type="text" value="1234567890"/>
Mobile Number *	Date of Birth * (dd/mm/yyyy)	
<input type="text" value="8919623267"/>	<input type="text" value="15/03/2003"/>	
<input type="button" value="Get Application Details"/>		

After entering all the mandatory details and clicking on Get Application Details, the print copy of the AP ICET-2023 application will be displayed for printing as show in the screen below.



<b>AP ICET - 2023</b> <small>Integrated Common Entrance Test</small> <small>(Conducted by Sri Krishnadevaraya University, Anantapur on behalf of APSU)</small>																							
<p>1. (a) Qualifying Degree Examination : ANY BACHELOR DEGREE OF 3-4.5 YEARS DURATION            (b) Qualifying Degree Exam Hall Ticket No # : 1234567890            (c) Year of App. Passing the Qualifying Exam : 2022            (d) Medium of Instruction at Qualifying Exam : English            (e) Place of Study - Intermediate or Equivalent : Rural</p> <p>2. (a) Candidate's Name # : S SATISH KUMAR            (b) Father's Name # : S V BHASKAR RAO            (c) Mother's Name : S S DEVI            (d) Date of Birth (as per SSC or Equivalent) # : 15/03/2003            (e) Gender : MALE            3. Category : BC_D            4. Local Area : AU            5. (a) Non-Minority / Minority : Non-Minority            (b) Minority Category : N.A            6. Annual Income of the Parents (Rs.) : Below Rs 1 Lakh            7. (a) Study Details</p> <table border="1" style="width: 100%; border-collapse: collapse;"> <tr> <td>Class 9</td><td>Konaseema</td><td>Class 10</td><td>Konaseema</td></tr> <tr> <td>Inter 1st year/Equivalent</td><td>Konaseema</td><td>Inter 2nd year/Equivalent</td><td>Konaseema</td></tr> <tr> <td>Degree 1st year</td><td>Konaseema</td><td>Degree 2nd year</td><td>Konaseema</td></tr> <tr> <td>Degree 3rd year</td><td>Konaseema</td><td></td><td></td></tr> </table> <p>(b) Place of Study - SSC or Equivalent : Rural            (c) SSC Hall Ticket Number &amp; Year of Passing : 6543899009 , March - 2018            (d) Inter Hall Ticket Number &amp; Year of Passing : 72345235234 , March - 2020</p> <p>8. (a) Address for Correspondence : 9-8-86, MARKET STREET,            RAZOLE, Konaseema,            ANDHRA PRADESH, 544233</p> <p>(b) Contact Telephone Number (Mobile) : 8919623267 (c) E-Mail Id : satishkumar.sarella@gmail.com            (d) Aadhar Card number : 471713848167</p> <p>9. Test Centre Preferences</p> <table border="1" style="width: 100%; border-collapse: collapse;"> <tr> <td style="width: 33%;">Preference - 1</td> <td style="width: 33%;">Preference - 2</td> <td style="width: 33%;">Preference - 3</td> </tr> <tr> <td>KONASEEMA - Amalapuram</td> <td>WEST GODAVARI - Bhimavaram</td> <td>EAST GODAVARI - Rajahmundry</td> </tr> </table> <p>10. (a) Fee particulars - Payment through : ONLINE (c) Amount (in Rs.) : 614.16            (b) Payment Reference Id. : P531000099E8</p> <p style="font-size: small; text-align: center;">* - These Fields CANNOT be edited by candidate, but written request can be made to the CONVENER or Regional Coordinator of AP ICET - 2023 or email to helpdeskapicet2023@gmail.com Remaining fields can be edited by the candidate during the permitted period. For any details contact at 9090977657.</p>	Class 9	Konaseema	Class 10	Konaseema	Inter 1st year/Equivalent	Konaseema	Inter 2nd year/Equivalent	Konaseema	Degree 1st year	Konaseema	Degree 2nd year	Konaseema	Degree 3rd year	Konaseema			Preference - 1	Preference - 2	Preference - 3	KONASEEMA - Amalapuram	WEST GODAVARI - Bhimavaram	EAST GODAVARI - Rajahmundry	<p style="text-align: center; font-size: small;">Preserve the Registration Number for all future correspondence.</p> <p style="text-align: center; font-weight: bold;">REGISTRATION NO. : 5310000327</p> <div style="text-align: center;"> </div> <div style="text-align: center; margin-top: 10px;"> <p style="font-size: x-small; color: red;">Sample Photo</p> </div> <div style="text-align: center; margin-top: 10px;"> </div> <div style="text-align: center; margin-top: 10px;"> </div>
Class 9	Konaseema	Class 10	Konaseema																				
Inter 1st year/Equivalent	Konaseema	Inter 2nd year/Equivalent	Konaseema																				
Degree 1st year	Konaseema	Degree 2nd year	Konaseema																				
Degree 3rd year	Konaseema																						
Preference - 1	Preference - 2	Preference - 3																					
KONASEEMA - Amalapuram	WEST GODAVARI - Bhimavaram	EAST GODAVARI - Rajahmundry																					
<p><b>Declaration :</b> 1) I have carefully gone through the instruction booklet and I am conversant with the instructions. I shall abide by the eligibility conditions and other regulations to be satisfied for appearing at the entrance test and admission into any course prescribed. Further, I assure that, I will not involve in any malpractice or illegal activities in the entrance test. In case, I have furnished any false information or involved in any malpractice or illegal activities, I am liable for punishment as per the existing law.            2) I am responsible for the corrections of the above details filling by me and the CONVENER AP ICET - 2023 is not responsible in anyway.</p> <p><b>Date :</b> 21/03/2023 01:03 PM</p>																							
<p style="font-size: x-small;">Affix a recent color photograph (3.5 cmX3.5 cm) and get attested by a Gazetted Officer or the Principal of the College where studied (Well in advance BEFORE EXAMINATION)</p>	<p style="text-align: center; font-weight: bold; font-size: small;">SIGNATURE and LEFT HAND THUMB impression of the candidate to be done in the presence of the Invigilator on the day of Examination in the Examination Hall</p> <table border="1" style="width: 100%; border-collapse: collapse;"> <tr> <td style="width: 50%; text-align: center; vertical-align: middle;"> <p style="font-size: x-small; margin: 0;">SIGNATURE OF THE CANDIDATE in the presence of the Invigilator</p> </td> <td style="width: 50%; text-align: center; vertical-align: middle;"> <p style="font-size: x-small; margin: 0;">Left Thumb Impression</p> </td> </tr> </table>		<p style="font-size: x-small; margin: 0;">SIGNATURE OF THE CANDIDATE in the presence of the Invigilator</p>	<p style="font-size: x-small; margin: 0;">Left Thumb Impression</p>																			
<p style="font-size: x-small; margin: 0;">SIGNATURE OF THE CANDIDATE in the presence of the Invigilator</p>	<p style="font-size: x-small; margin: 0;">Left Thumb Impression</p>																						
<p><b>Note :</b> 1) ALL the candidates have to submit this form in the Examination Hall to the Invigilator.            2) Candidates are not allowed into the Examination Hall even if they are LATE BY A MINUTE.            3) This is computer Generated sheet and does not require the signature of the CONVENER, AP ICET - 2023</p>																							

Print